

 [armel](#) / [uv-k5-firmware-custom](#) Public

forked from [egzumer/uv-k5-firmware-custom](#)

[Code](#) [Issues](#) 4 [Pull requests](#) 1 [Discussions](#) [Actions](#) [Projects](#)

About

[Jump to bottom](#)

Armel FAUVEAU edited this page 3 weeks ago · [22 revisions](#)

About this firmware

This firmware is a fork of [Egzumer custom firmware](#), who was a merge of [OneOfEleven custom firmware](#) with [fagci spectrum analyzer](#) plus my few changes.

All is a cloned and customized version of DualTachyon's open firmware found [here](#) ... a cool achievement !

Note

About Chirp, as many others firmwares, you need to use a dedicated driver available on [this repository](#).

Warning

THIS FIRMWARE HAS NO REAL BRAIN. PLEASE USE YOUR OWN. Use this firmware at your own risk (entirely). There is absolutely no guarantee that it will work in any way shape or form on your radio(s), it may even brick your radio(s), in which case, you'd need to buy another radio. Anyway, have fun.

Caution

I recommend to backup your eeprom with [k5prog](#) before playing with alternative firmwares. It's a good reflex to have.

About the different editions

There are currently 3 different editions of this firmware:

- [Bandscope](#): all features, with bandscope (spectrum analyzer) support, but without broadcast FM support,
- [Broadcast](#): all features, with broadcast FM support, but without bandscope support,
- [RescueOps](#): all features, without bandscope and FM broadcast support, but specifically developed to integrate into a communication system designed for first responders (firefighters, etc.).

Caution



Voxless edition with bandscope and broadcast FM support, but without some features (Vox, MicBar, AirCopy, etc.) will no longer evolve since version 3.7, due to a lack of free space in DP32G030 flash memory.

Additional features

Additional features

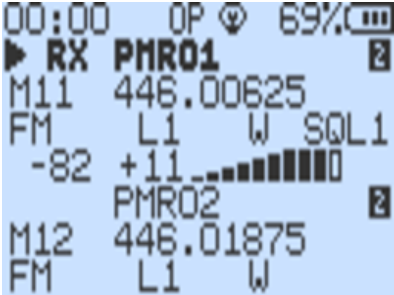
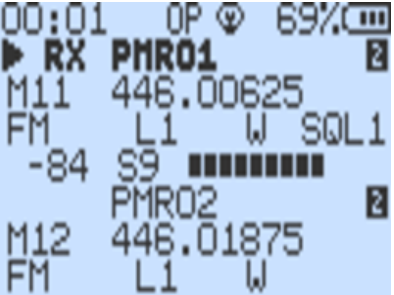
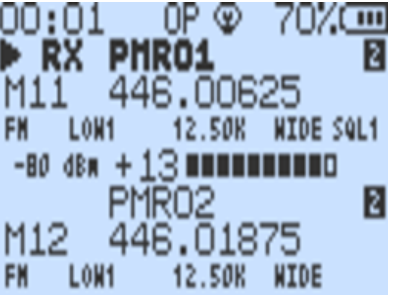
Here's a list of the changes I've made...

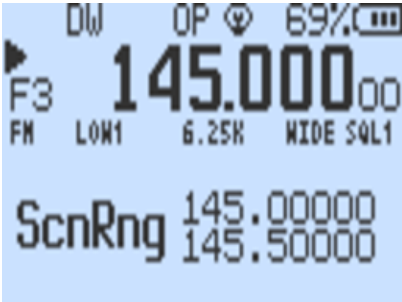


- improve default power settings level (Low ~125mW, Mid ~2W and High ~5W),
- improve s-meter (IARU recommendations),
- improve UI:
 - menu index is always visible, even if a menu is selected,
 - s-meter new design (Classic or Tiny),
 - MAIN ONLY screen mode,
 - DUAL and CROSS screen mode,
 - RX blink on VFO RX,
 - RX LED blink,
 - Squelch level and Monitor,
 - Step value,
 - CTCSS or DCS value,
 - KeyLock message,
 - last RX,
 - move BatTxt menu from 34/63 to 30/63 (just after BatSave menu 29/63),
 - rename BackLt to BLTime ,
 - rename BltTRX to BLTxRX ,
 - and more...
- new menu entries:
 - add SetLow menu to set low power (<20mW, 125mW, 250mW, 500mW and 1W),
 - add SetPtt menu to set PTT mode (Classic or OnePush),
 - add SetTot menu to set TOT alert (Off, Sound, Visual, All),
 - add SetCtr menu to set contrast (0 to 15),
 - add SetInv menu to set screen in invert mode (Off or On),
 - add SetEot menu to set EOT (End Of Transmission) alert (Off, Sound, Visual, All),
 - add SetMet menu to set s-meter style (Classic or Tiny),
 - add SetLck menu to set what is locked (Keys or Keys + PTT),
 - add SetGui menu to set font size on the VFO baseline (Classic or Tiny),
 - rename BatVol menu (52/63) to sysInf , which displays the firmware version in addition to the battery status,
 - improve PonMsg menu,

- improve BackLt menu,
- improve TxTOut menu,
- improve status bar,
 - add SetPtt mode in status bar,
 - change font and bitmaps,
 - move USB icon to left of battery information,
 - add RX and TX timers,
- new actions:
 - SWITCH RxMode,
 - SWITCH PTT,
 - SWITCH WIDE NARROW,
 - 1750Hz,
- new key combinations:
 - add the F + UP or F + DOWN key combination to dynamically change the Squelch level,
 - add the F + Side button  or F + Side button  key combination to dynamically change the Step,
 - add F + 8 to quickly switch backlight between BLMin and BLMax on demand (this bypass BackLt strategy),
 - add F + 9 to return to BackLt strategy,
 - add long press on MENU button, in * SCAN mode, to temporarily exclude a memory channel if (not working with * SCAN ALL).
- many fix:
 - squelch,
 - s-meter,
 - DTMF overlaying,
 - scan list 2 ignored,
 - scan range limit,
 - clean display on startup,
 - and more...
- disabled ENABLE_DTMF_CALLING,
- disabled SCRAMBLER,
- unlock TX on all bands needs only to be repeat 3 times,
- add PMR 446 F Lock band,
- remove blink and SOS functionality,

- code refactoring and many memory optimization,
- and more...

Some screenshots

		
Dual Watch / Classic Smeter	Dual Watch / Tiny Smeter	Dual Watch / Tiny Smeter & GUI

		
Dual Watch / ScanRange	Main Only / Classic Smeter	FM Broadcast

▼ Pages 8
<div>Find a page...</div>
▶ Home
▼ About <div>About this firmware</div> <div>About the different editions</div> <div>Additional features</div> <div>Some screenshots</div>

‣ Button functions
‣ Flashing the firmware
‣ FM broadcast radio receiver
‣ Menu
‣ Radio operation
‣ Spectrum analyzer

Clone this wiki locally

https://github.com/armel/uv-k5-firmware-custom.wiki.git

