

# INCIDENT BRIEFING (ICS 201)

<b>1. Incident Name:</b> NFARC/ARES Field Day 2022	<b>2. Incident Number:</b> 005	<b>3. Date/Time Initiated:</b> Date:                      Time:
---	-----------------------------------	--

**4. Map/Sketch** (include sketch, showing the total area of operations, the incident site/area, impacted and threatened areas, overflight results, trajectories, impacted shorelines, or other graphics depicting situational status and resource assignment):



**San Felasco Hammock State Park (Ranger Station)**

**RULES FOR STATE PARKS:** Please review <https://www.floridastateparks.org/plan-your-visit/florida-state-park-rules> In particular, "All plants, animals and park property are protected. The collection, destruction or disturbance of plants, animals or park property is prohibited."

**Station1:** Located in quonset hut, feedline out existing door/window to Antenna#1 possibly between water tower ladder & roll-on mast. Radios fed by small generator / Solar power.

**Station2:** NE end of field, MARC unit tower/generator provides high point for antenna & power for A/C & radios. Backup generator.

**VHF Station:** Possible at either end: #1 Yagi/vertical on water tower, station in RV near equipment pole barn; #2 Yagi/Vertical on MARC tower, station in RV powered by MARC unit.

**5. Situation Summary and Health and Safety Briefing** (for briefings or transfer of command):

Recognize potential incident Health and Safety Hazards and develop necessary measures (remove hazard, provide personal protective equipment, warn people of the hazard) to protect responders from those hazards.

**Field Day Executive Summary**  
**ARRL Field Day NF4AC EOC Club Call Sign**

Note that there are at least TWO groups holding Field Day in Alachua County. This information is for the ARES/NF4RC/NF4AC group. The Gainesville Amateur Radio Society will hold their excellent Field Day in Waldo, Florida. Further details on that effort: <http://gars.club/>  
*(requested in previous Improvement Plan)*

[Online Operating SignUp](#)

June 25,26, 2022 Field Day is always the last FULL weekend in June.	<b>EXCHANGE:</b> <b>2F NFL vs 2A NFL</b> <b>(TO BE DETERMINED)</b>	Onsite setup begins at 0800 Saturday due to LOWER TEMPERATURES
MARC UNIT request dependent on availability / other disasters	LOGISTICS prepares and supervises all equipment to be brought to/from site.	OPERATIONS supervises all functions of running the operation.

## INCIDENT BRIEFING (ICS 201)

<b>1. Incident Name:</b> NFARC/ARES Field Day 2022	<b>2. Incident Number:</b> 005	<b>3. Date/Time Initiated:</b> Date: _____ Time: _____
Actual Field Day starts at 2 PM CALL SIGN NF4AC (Alachua County EOC Call)	1 Free VHF transmitter -- work 6M/2M etc. Possible use to move bonus radiograms to K4ZSW-10 or KX-10	Free Satellite Station -- try to get bonus points!!
2 HF Transmitters Class 2A or 2F (TO BE DETERMINED)	Try every band from 160 to 2 meters!!  Try every mode you want -- CW, FT8, PSK, RTTY, VOICE	All bonus point photo documentation goes to Documentation Email (see below)
SPECIAL SUGGESTION for FIRST TIME FIELD DAY HAMS.... please peruse last year's AAR ( <a href="https://qsl.net/nf4rc/2021/AlachuaCountyARES2021FIELDDAYAfterActionReport.pdf">https://qsl.net/nf4rc/2021/AlachuaCountyARES2021FIELDDAYAfterActionReport.pdf</a> ) to find out <i>what we did, what it was like</i> , because we are doing a similar plan this year. Experienced hams--- suggest you read it too for the "improvement items" -- maybe YOU can be the one to make a difference this year to check one more item off the list!		
<b>SAFETY CONSIDERATIONS</b>		
SUN	Avoid sunburn and over-heating. Use sunscreen, cover, hats, and drink lots of Fluids	
RESTROOM	Quonset hut has facilities. Trailer also has small restroom and safe water	
OVER STRESS INJURIES	This is a FUN event. Plan ahead and limit your efforts on the day of the Event to what is SAFE for your body!! Don't hesitate to "take a break."	
Fire / Explosion / Electricity	Fire Extinguishers near Generators / Fuel. Exercise great care with fuel. Exercise great care with electrical cables. Protect connections against sitting in rainwater.	
SECURITY	Lock vehicles / structures if not attended. Avoid leaving valuable out in sight.	
<b>6. Prepared by:</b> Name: g. gibby _____ Position/Title: planning _____ Signature: /s/ _____		
ICS 201, Page 1	Date/Time: 4/14/2022 Update _____	

## INCIDENT BRIEFING (ICS 201)

<b>1. Incident Name:</b> NFARC Field Day 2022	<b>2. Incident Number:</b> 005	<b>3. Date/Time Initiated:</b> Date: _____ Time: _____
--	-----------------------------------	---

### 7. Current and Planned Objectives:

**PARTICIPANT: PLEASE PRINT A COPY OF THIS AND BRING WITH YOU TO KEEP TRACK!**

#### Suggested Experience Check Off

(from Jeff Capehart's Training Idea)

No.	Item	Check off	Sign off (if needed for later Taskbook entry)	"Bragging Points"
1	Learn how to tune a vacuum tube power amplifier	<input type="checkbox"/>	_____ Mentor	10
2	Make 5 Field Day FT8 Contacts	<input type="checkbox"/>		10
3	Make 5 Field Day PSK Contacts	<input type="checkbox"/>		10
4	Make 5 Field Day RTTY Contacts	<input type="checkbox"/>		10
5	Make 5 Field Day SSB Contacts	<input type="checkbox"/>		10
6	Compose, post, and send 2 radiograms using WINLINK for Field Day bonus points	<input type="checkbox"/>	_____ Copy received by Documentation	20
7	Make a Field Day contact on 160 meters	<input type="checkbox"/>		10
8	Make a Field Day contact on 10 meters	<input type="checkbox"/>		20
9	Make a Field Day contact on 6 meters	<input type="checkbox"/>		30
10	Learn how to set the LDG tuner for semi- or full-auto tuning operating as desired	<input type="checkbox"/>	_____ Mentor	20
11	Keep log for someone for 1 hour	<input type="checkbox"/>		30
12	Make 1 CW contacts -- OK to use FLDGI	<input type="checkbox"/>		30
13	Set up an HF antenna and obtain SWR under 2:1 on 80 meters (tuner allowed)	<input type="checkbox"/>		20
14	Set up an HF antenna and obtain SWR under 2:1 on 40 meters (tuner allowed)	<input type="checkbox"/>		20
15.	Build a 2 meter emergency antenna on site and demonstrate SWR < 2:1 (no electronic tuner allowed)	<input type="checkbox"/>		20
16	Build a 2 meter or 70 cm 3-element directional antenna and demonstrate SWR < 2:1 (no electronic tuner allowed)	<input type="checkbox"/>		40

**GRAND TOTAL BRAGGING POINTS:**

- A. Safety for All.
- B. Have fun and learn!

Note that the AAR/IP from the 2020 Field Day gives LOADS of tips and tricks from multiple participants and is well worth the time to review: <https://qsl.net/nf4rc/2020/AlachuaCountyARES2020FIELDDAYAfterActionReport.pdf>

## INCIDENT BRIEFING (ICS 201)

<b>1. Incident Name:</b> NFARC Field Day 2022	<b>2. Incident Number:</b> 005	<b>3. Date/Time Initiated:</b> Date:                      Time:
<b>8. Current and Planned Actions, Strategies, and Tactics:</b>		
Time:	Actions:	
ALWAYS	DOCUMENTATION EMAIL -- SEND ALL DOCUMENTATION COPIES FOR POINTS TO <div style="border: 1px solid black; padding: 5px; text-align: center; margin: 5px 0;">DOCVACUUMTUBES@GMAIL.COM THIS IS THE EMAIL ADDRESS OF THE DOCUMENTATION UNIT FOR 2022</div>	
April	Obtain permissions for Site Location, MARC Unit Trailer, EOC Coop Effort as required	
6 weeks in advance	■ GIBBY: Find volunteers for leadership positions -- most positions filled by 4/15/2022	
6 weeks in advance and following	<input type="checkbox"/> PIO: SUGGESTIONS FROM SCOTT ROBERTS KK4ECR ARRL-NFL PIO (See his column, page 2 of NLF Section May QST - <a href="https://arrl-nfl.org/wp-content/uploads/2021/04/QST-NFL-May-2021-2.pdf">https://arrl-nfl.org/wp-content/uploads/2021/04/QST-NFL-May-2021-2.pdf</a> ) <ul style="list-style-type: none"> <li>• Within the next week, send out a personal invitation (not a press release) to each contact, letting them know about Field Day and inviting them to visit your Field Day site. You can attach the What is ARRL Field Day? Flier to the email.....</li> <li>• A few days to a week after sending the initial invite, follow up with key media and public officials by phone or in person to extend an invitation to Field Day. (If you are going to visit in person, it does not hurt to take a box of donuts to leave for their office.)</li> <li>• In early June, send a follow-up email to remind your contacts of the dates for Field Day and any special events you may have at your event that they may wish to attend. (Free food, special tours of your Field Day site, or any classes.)</li> <li>• About two weeks prior to Field Day, send a press release to the news desk of all your media outlets. This will help to get your event on their calendar and when assignments are given for the weekend, your event will be one of the considered events to cover.</li> <li>• NOTE: PIO has come up with a detailed publicity plan and began executing with drafts to review before May 31, first release went out evening of 6/3/2021. Timing is dependent on media type.</li> </ul>	
6 weeks in advance	<input type="checkbox"/> Incident Commander - Register the Field Day location with the ARRL Field Day Locator Page: <a href="http://www.arrl.org/field-day-locator">http://www.arrl.org/field-day-locator</a>	
4 weeks in advance	<input type="checkbox"/> OPERATIONS: Confirm microwave plans -- Note: networking with N3JP how-to from 2020 using AREDN (Par 97 operation) <a href="https://qsl.net/nf4rc/2020/HowToNetworking.pdf">https://qsl.net/nf4rc/2020/HowToNetworking.pdf</a>	
3 weeks in advance	<input type="checkbox"/> GIBBY: Measure (Confirm) the noise level at proposed location using Spectrum analyzer (Gibby)\ <input type="checkbox"/> OPERATIONS: Procure the necessary logging software NOTE: Document explaining how to get WSJT-X/JTAlert & FLDGI to log directly to N3FJP Field Day Log is here: <a href="https://www.qsl.net/nf4rc/2021/N3FJPLoggingConnectionInstructions.pdf">https://www.qsl.net/nf4rc/2021/N3FJPLoggingConnectionInstructions.pdf</a> NOTE: Gibby finally got it working for direct logging from WSJT-X and FLDGI, and published a document on how to do this. <a href="https://www.qsl.net/nf4rc/2021/N3FJPLoggingConnectionInstructions.pdf">https://www.qsl.net/nf4rc/2021/N3FJPLoggingConnectionInstructions.pdf</a> NOTE: Gibby wrote a draft document for Operations on how to operate several different modes, and circulated it to Operations <input type="checkbox"/> GIBBY Dig out the older 19V computer power supplies that don't make RFI (Gibby / Operations) One found. <input type="checkbox"/> OPERATIONS to provide training opportunities for use of ICOM7300 & any other radios	
Sat June 12		

## INCIDENT BRIEFING (ICS 201)

1. Incident Name: <b>NFARC Field Day 2022</b>	2. Incident Number: <b>005</b>	3. Date/Time Initiated: Date: _____ Time: _____
WEEK BEFORE	<p><input type="checkbox"/> <b>PIO</b> to send media press releases and appropriate information –</p> <p><input type="checkbox"/> send copies of releases and/or published coverage to PLANNING SECTION for <b>BONUS POINTS</b>, to DOCUMENTATION, docvacuumtubes@gmail.com Here is an example of a PDF document we submitted one year in fulfillment of that requirement:  <a href="https://qsl.net/nf4rc/2020/FieldDayBonusPoints/PressRelease.pdf">https://qsl.net/nf4rc/2020/FieldDayBonusPoints/PressRelease.pdf</a> Create a similar file and submit to Documentation.</p> <p><input type="checkbox"/> <b>PIO</b> issues invitations to ELECTED GOVERNMENT OFFICIALS (city &amp; county commissioners) and SERVED AGENCY REPRESENTATIVES INCLUDING ALACHUA COUNTY SHERIFF–</p> <p><input type="checkbox"/> <b>PIO</b> COPY DOCUMENTATION (docvacuumtubes@gmail.com) on EMAIL FOR ALL INVITATIONS FOR POINTS CREDIT.</p> <p><input type="checkbox"/> <b>PIO</b> to outreach through SOCIAL MEDIA and <input type="checkbox"/> document with photo/screenshot to DOCUMENTATION (docvacuumtubes@gmail.com) Create a PDF if possible of the documentation and send to Documentation.</p> <p><b>RELEVANT ARRL RULE TEXT: 7.3.2. Media Publicity: UPDATED for 2022: 100 bonus points may be earned for obtaining publicity from the local media. A copy of the actual media publicity received (newspaper article, etc.) must be submitted to claim the points. Any combination of bona fide media hits would qualify for the bonus points. For example, posting the details of your upcoming or ongoing Field Day activity, or your Field Day results, on a club or news media site, on Facebook, or via Twitter and Instagram would meet the bonus criteria. Available to all Classes.</b></p>	
Thursday Evening 7PM	<p><input type="checkbox"/> <b>OPERATIONS: ZOOM TABLE TOP DRESS REHEARSAL -- ORGANIZED BY OPERATIONS</b> Everyone is invited, leadership requested to attend if possible.  <a href="https://us02web.zoom.us/j/89530741792">https://us02web.zoom.us/j/89530741792</a></p> <p style="text-align: center;"><input type="checkbox"/> Review the networking plans, and computers, passwords, etc. .</p>	
	<p><b>FOR A 2A STATION, OPERATIONS AT THE SITE OF FIELD DAY MAY NEVER BEGIN PRIOR TO 000UTC FRIDAY (8 PM THURSDAY EVENING FOR ALACHUA COUNTY)</b></p> <p><b>FOR A 2F STATION, OPERATIONS ARE NOT LIMITED BY THIS TIME FRAME.</b></p>	
Friday Afternoon & Evening	<p><input type="checkbox"/> <b>LOGISTICS: BUY gasoline / DIESEL for the generator (lets have minimum 3 5-gallon jugs on hand) Need a CHAIN to lock them to a tree and a KEY stored in the TRAILER. Gordon has keys to the Trailer and will give one set to OPERATIONS.</b></p> <p><input type="checkbox"/> <b>OPERATIONS: DIGITAL BULLETIN (BONUS POINT) OPERATIONS</b> to coordinate having this message captured transmitted at 6pm / 9 pm Eastern - 3.5975, 7.095, 14.095 45.45-baud Baudot, PSK31 in BPSK mode and MFSK16 on a daily revolving schedule. THEY DON'T ALWAYS SEND ALL VERSIONS</p> <p><input type="checkbox"/> <b>OPERATIONS: SSB BULLETIN (BONUS POINT) OPERATIONS</b> to coordinate having this message captured at 9:49 PM Eastern - 3.99, 7.29, 14.29 (Note the 7.29 is full AM with carrier!)</p> <p><input type="checkbox"/> Email the text of the bulletin to (<b>PLANNING SECTION EMAIL ADDRESS</b>) We have to submit the TEXT that you copied.</p> <p>PDF:  <a href="https://qsl.net/nf4rc/2021/W1AWFieldDayBulletinBonusPoints.pdf">https://qsl.net/nf4rc/2021/W1AWFieldDayBulletinBonusPoints.pdf</a></p>	



# INCIDENT BRIEFING (ICS 201)

<b>1. Incident Name:</b> <b>NFARC Field Day 2022</b>	<b>2. Incident Number:</b> <b>005</b>	<b>3. Date/Time Initiated:</b> Date: _____ Time: _____
Saturday (6/27) 8:00 – 10:00	<b>SATURDAY MORNING SETUP</b>	
<ul style="list-style-type: none"> <li><input type="checkbox"/> LOGISTICS is in charge of delivery of all equipment -- please keep track</li> <li><input type="checkbox"/> OPERATIONS Setup crew Check-In at Quonset Hut</li> <li><input type="checkbox"/> OPERATIONS: Setup crew Install radios, primary and backup antennas, feedlines, tuners, logging laptops, (Primary Generator, Solar PV and emergency back-up) power, and associated equipment at Station 2, VHF and Satellite locations.</li> <li><input type="checkbox"/> OPERATIONS: <b>Setup crew Testing:</b> Station 1 (Quonset) Station 2 (Trailer) , VHF and Satellite Radio Systems for planned bands and operating modes: CW, SSB Phone, and Digital (FT-8, FT-4, other) <b>Verify that the radios, computers, logging all works.</b></li> </ul>		
Saturday (6/27) 10-12	<b>SATURDAY MORNING FORMAL EDUCATION</b> <b>See published Schedule <a href="https://www.qsl.net/nf4rc/">https://www.qsl.net/nf4rc/</a></b>	
12:00-13:00	<b>BREAK AND LUNCH AFTER SETUP</b>	
<ul style="list-style-type: none"> <li><input type="checkbox"/> OPERATIONS: <b>Lunch -- 2022 WE SHOULD PLAN TO HAVE LUNCH SOMEWHERE TOGETHER in Alachua--OPERATIONS .</b></li> </ul>		
13:00	<b>COME BACK AND GET EVERYTHING READY!</b>	
<b>BEGINNING          2 PM          SATURDAY</b>	<b>FIELD DAY CONTACTS BY PARTICIPANTS</b>	
<ul style="list-style-type: none"> <li><input type="checkbox"/> <b>INCIDENT COMMAND POST AT QUONSET HUT WITH COMPUTER LOGGING MONITORING TO AVOID US MISSING POINTS ETC.</b></li> <li><input type="checkbox"/> <b>PARTICIPANTS:</b> Operators work in <b>pairs</b> whenever possible (Operator and Logger) making and logging (QSO's) contacts to other radio clubs participating in the 2022 ARRL Field Day event; however our FT8 software does not require a separate logger</li> <li><input type="checkbox"/> <b>OPERATIONS may wish to arrange and publish a schedule of signups for operating.</b></li> <li><input type="checkbox"/> We will try to make the FT8 log automatically. You will probably need to log PSK31, RTTY, CW, or SSB contacts using the logging computer yourself.</li> <li><input type="checkbox"/> <b>Keep it to two transmitters that "count" maximum at all times.</b> One VHF and One Satellite radio are "free" " Groups are allowed one dedicated satellite transmitter station without increasing their entry category"</li> <li><input type="checkbox"/> We may use cell phones, or FRS radios, or VOIP phones to talk between the two stations, depending on what works. You can also see what band the other station is operating on via the Logging Software -- be careful to set this properly!</li> <li><input type="checkbox"/> OPERATIONS: Participants Check-In at INCIDENT COMMAND POST QUONSET HUT.</li> </ul>		

# INCIDENT BRIEFING (ICS 201)

<b>1. Incident Name:</b> NFARC Field Day 2022	<b>2. Incident Number:</b> 005	<b>3. Date/Time Initiated:</b> Date:                      Time:
<p style="text-align: center;"><b>BONUS POINT EFFORTS AND DOCUMENTATION</b></p> <p style="text-align: center;"><b>SAFETY OFFICER</b></p> <p><input type="checkbox"/> SAFETY OFFICER: Carry out reviews of safety techniques and fill out the Safety Check List -- write at the bottom that you carried it out and sign it, take photo, and send as PDF document to DOCUMENTATION</p> <p>THIS FORM IS ENCLOSED IN THIS PACKET BEFORE THE OFFICIAL FIELD DAY RULES.</p> <p>NOTE; CLASS F STATIONS MAY BE UNABLE TO RECEIVE CREDIT FOR THIS, BUT IT IS A GOOD IDEA ANYWAY.</p> <p><b>ARRL RULE:</b> 7.3.17 Safety Officer Bonus: A 100-point bonus may be earned by having a person serving as a Safety Officer for those groups setting up Class A stations. This person must verify that all safety concerns on the Safety Check List (found in the ARRL Field Day Packet) have been adequately met. This is an active bonus – simply designating someone as Safety Officer does not automatically earn this bonus. A statement verifying the completion of the Safety Check List must be included in the supporting documentation sent to ARRL HQ in order to claim this bonus.</p>		

# INCIDENT BRIEFING (ICS 201)

<b>1. Incident Name:</b> NFARC Field Day 2022	<b>2. Incident Number:</b> 005	<b>3. Date/Time Initiated:</b> Date:                      Time:
SATURDAY	<b>BONUS POINT EFFORTS AND DOCUMENTATION OPERATIONS</b>	
	<p><input type="checkbox"/> <b>OPERATIONS(SOLAR UNIT)</b> -- alternate (<b>solar</b>) <b>power</b> -- one solar power station to charge a battery, back of pickup truck, to be used later to make contacts using barefoot Icom 7300 to get the solar power points.</p> <p><input type="checkbox"/> Take a photo of the solar power charging system, put it in a PDF document for proof, and send it to the DOCUMENTATION email address.</p> <p><input type="checkbox"/> <b>OPERATIONS</b> to set up one or more EDUCATIONAL ACTIVITIES (<b>BONUS POINTS</b>) and document with attendance sheet and photograph sent by email to DOCUMENTATION with appropriate subject line – make it One document preferably in .doc or pdf so that DOCUMENTATION can easily upload it to the ARRL.</p> <p><input type="checkbox"/> <b>OPERATIONS:</b> RADIOGRAM TO SM OR SEC: [ORIGINATED BY NF4AC ] (<b>BONUS POINTS</b>) OPERATIONS to perform and document (by copy of radiogram) origination of a formal message to the ARRL Section Manager or Section Emergency Coordinator by your group from its site. You should include the club name, number of participants, Field Day location, and number of ARES operators involved with your station. <b>The message must be transmitted during the Field Day period and a copy of it must be included in your submission in standard ARRL radiogram or no credit will be given. The message must leave or enter the Field Day operation via amateur radio RF.</b> Documentation by sending a copy also to <b>DOCUMENTATION (at the email address listed above)</b> . Note: these may be easiest to do on VHF digital from the “free” vhf station, USING THE EOC VHF DATA TRANSCIVERS FOR THAT PURPOSE. Consider using Earl's or Gordon's gateway See: <a href="https://qsl.net/nf4rc/2021/SectionManagerMessage.pdf">https://qsl.net/nf4rc/2021/SectionManagerMessage.pdf</a></p> <p><input type="checkbox"/> <b>OPERATIONS</b> TEN RADIOGRAMS SENT FROM THE FIELD DAY SITE: [ORIGINATED BY NF4AC ] TEXT OF ARRL RULE: BONUS POINTS <b>Message Handling: 10 points for each formal message originated, relayed or received and delivered during the Field Day period, up to a maximum of 100 points (ten messages). Copies of each message must be included with the Field Day report. The message to the ARRL SM or SEC under Rule 7.3.5. does not count towards the total of 10 for this bonus. Available to all Classes. All messages claimed for bonus points must leave or enter the Field Day operation via amateur radio RF.</b></p> <p><input type="checkbox"/> <b>OPERATIONS:</b> SEND COPIES TO DOCUMENTATION</p> <p>PDF Documents: <a href="https://qsl.net/nf4rc/2021/AlternatePowerBonusPoints.pdf">https://qsl.net/nf4rc/2021/AlternatePowerBonusPoints.pdf</a> <a href="https://qsl.net/nf4rc/2021/EducationalActivityBonusPoints.pdf">https://qsl.net/nf4rc/2021/EducationalActivityBonusPoints.pdf</a> <a href="https://qsl.net/nf4rc/2021/EmergencyPowerBonusPoints.pdf">https://qsl.net/nf4rc/2021/EmergencyPowerBonusPoints.pdf</a> <a href="https://qsl.net/nf4rc/2021/SectionManagerMessage.pdf">https://qsl.net/nf4rc/2021/SectionManagerMessage.pdf</a> <a href="https://qsl.net/nf4rc/2021/MessageHandlingBonusPoints.pdf">https://qsl.net/nf4rc/2021/MessageHandlingBonusPoints.pdf</a></p> <p>ODT Documents: <a href="https://qsl.net/nf4rc/2021/AlternatePowerBonusPoints.odt">https://qsl.net/nf4rc/2021/AlternatePowerBonusPoints.odt</a> <a href="https://qsl.net/nf4rc/2021/EducationalActivityBonusPoints.odt">https://qsl.net/nf4rc/2021/EducationalActivityBonusPoints.odt</a> <a href="https://qsl.net/nf4rc/2021/EmergencyPowerBonusPoints.odt">https://qsl.net/nf4rc/2021/EmergencyPowerBonusPoints.odt</a> <a href="https://qsl.net/nf4rc/2021/SectionManagerMessage.odt">https://qsl.net/nf4rc/2021/SectionManagerMessage.odt</a> <a href="https://qsl.net/nf4rc/2021/MessageHandlingBonusPoints.odt">https://qsl.net/nf4rc/2021/MessageHandlingBonusPoints.odt</a></p>	



# INCIDENT BRIEFING (ICS 201)

<b>1. Incident Name:</b> NFARC Field Day 2022	<b>2. Incident Number:</b> 005	<b>3. Date/Time Initiated:</b> Date: _____ Time: _____
SATURDAY/ SUNDAY	<h2 style="margin: 0;">BONUS POINT EFFORTS AND DOCUMENTATION</h2> <h3 style="margin: 0;">PIO</h3> <p style="margin: 5px 0;"> <input type="checkbox"/> <b>PIO (BONUS POINTS)</b> is to invite at LEAST ONE ELECTED GOVERNMENT OFFICIAL (recommend all County and City Commissioners &amp; Sheriff) and document both the invite and the visit with a FILE including a photo or written statement, send to DOCUMENTATION with an appropriate subject line. Encouraged to mentor up and coming PIO members by involving them in this processing Elected Officials include SHERIFF, CITY AND COUNTY COMMISSIONERS                 </p> <p style="margin: 5px 0;"> <input type="checkbox"/> <b>PIO (BONUS POINTS)</b> to invite REPRESENTATIVE OF AN AGENCY served by ARES and document with copy of invitation / photo or suitable substitute in one file sent to PLANNING SECTION. AGENCIES SERVED INCLUDE EMERGENCY MANAGEMENT (e.g. Dalton Herding), possibly Red Cross and Florida Baptist Disaster Relief                 </p> <p style="margin: 5px 0;">                     PDF Documents:  <a href="https://qsl.net/nf4rc/2021/PublicLocationBonusPoints.pdf">https://qsl.net/nf4rc/2021/PublicLocationBonusPoints.pdf</a>  <a href="https://qsl.net/nf4rc/2021/PublicInformationTableBonusPoints.pdf">https://qsl.net/nf4rc/2021/PublicInformationTableBonusPoints.pdf</a>  <a href="https://qsl.net/nf4rc/2021/ElectedOfficialBonusPoints.pdf">https://qsl.net/nf4rc/2021/ElectedOfficialBonusPoints.pdf</a>  <a href="https://qsl.net/nf4rc/2021/AgencyRepresentativeBonusPoints.pdf">https://qsl.net/nf4rc/2021/AgencyRepresentativeBonusPoints.pdf</a> </p> <p style="margin: 5px 0;">                     ODT Documents:  <a href="https://qsl.net/nf4rc/2021/PublicLocationBonusPoints.odt">https://qsl.net/nf4rc/2021/PublicLocationBonusPoints.odt</a>  <a href="https://qsl.net/nf4rc/2021/PublicInformationTableBonusPoints.odt">https://qsl.net/nf4rc/2021/PublicInformationTableBonusPoints.odt</a>  <a href="https://qsl.net/nf4rc/2021/ElectedOfficialBonusPoints.odt">https://qsl.net/nf4rc/2021/ElectedOfficialBonusPoints.odt</a>  <a href="https://qsl.net/nf4rc/2021/AgencyRepresentativeBonusPoints.odt">https://qsl.net/nf4rc/2021/AgencyRepresentativeBonusPoints.odt</a> </p>	
SATURDAY/ SUNDAY	<h2 style="margin: 0;">BONUS POINT EFFORTS AND DOCUMENTATION</h2> <h3 style="margin: 0;">SATELLITE UNIT OF OPERATIONS</h3> <p style="margin: 5px 0;"> <input type="checkbox"/> <b>OPERATIONS: SATELLITE: BONUS POINTS</b> Satellite QSO: 100 bonus points for successfully completing at least one QSO via an amateur radio satellite during the Field Day period. "General Rules for All ARRL Contests" (Rule 3.7.2.), (the no-repeater QSO stipulation) is waived for satellite QSOs. Groups are allowed one dedicated satellite transmitter station without increasing their entry category. Satellite QSOs also count for regular QSO credit. Show them listed separately on the summary sheet as a separate "band." You do not receive an additional bonus for contacting different satellites, though the additional QSOs may be counted for QSO credit unless prohibited under Rule 7.3.7.1. The QSO must be between two Earth stations through a satellite. Available to Classes A, B, and F. 7.3.7.1 Stations are limited to one (1) completed QSO on any single channel FM satellite. OPERATIONS to have this accomplished and documented by having appropriately documented <b>LOG ENTRIES</b> sent to DOCUMENTATION. The group is encouraged to make this a teaching moment!                 </p> <p style="margin: 5px 0;">                     PDF:  <a href="https://qsl.net/nf4rc/2021/SatelliteQSOBonusPoints.pdf">https://qsl.net/nf4rc/2021/SatelliteQSOBonusPoints.pdf</a>                      ODT:  <a href="https://qsl.net/nf4rc/2021/SatelliteQSOBonusPoints.odt">https://qsl.net/nf4rc/2021/SatelliteQSOBonusPoints.odt</a> </p>	
14:00 – 00:00	<p style="margin: 0;"> <input type="checkbox"/> Operation in the middle of the night is at the discretion of <b>Operations</b> based on available volunteer. We may be having so much fun that we can't stop these people! I suggest that representatives from the General Staff meet and assess operations of the stations (a) within the first few hours; (b) in the evening, to determine overnight options. (Suggestion only).                 </p>	
WEE HOURS	<p style="margin: 0;"> <input type="checkbox"/> Operation in the middle of the night is at the discretion of <b>Operations</b> based on available volunteer. We may be having so much fun that we can't stop these people! I suggest that representatives from the General Staff meet and assess operations of the stations (a) within the first few hours; (b) in the evening, to determine overnight options. (Suggestion only).                 </p>	

## INCIDENT BRIEFING (ICS 201)

<b>1. Incident Name:</b> NFARC Field Day 2022	<b>2. Incident Number:</b> 005	<b>3. Date/Time Initiated:</b> Date: _____ Time: _____
Sunday 1400	<b>CONCLUSION OF OUR FIELD DAY EFFORT</b>	
	<input type="checkbox"/> <b>Documentation Unit</b> gathers ALL documentation for filing. In general everything other than the logging computers should be emailed in the text or in an attachment to <b><u>DOCUMENTATION EMAIL</u></b>	
	<input type="checkbox"/> <b>OPERATIONS:</b> Tear down crew Uninstalls all radios, primary and backup antennas, feedlines, tuners, logging laptops, (Primary Generator, Solar PV and emergency back-up) power, and associated equipment at Station 2, GOTA and Satellite locations.	
	<input type="checkbox"/> <b>OPERATIONS:</b> Tear down crew cleans Northwest Area grounds and EOC Radio room areas.	
	<input type="checkbox"/> <b>LOGISTICS</b> moves gear back to proper storage locations	
MEAL AFTERWAR DS	<b>HOTWASH DISCUSSION/MEAL</b>	
	<input type="checkbox"/> Anyone who desires, we go get supper and discuss the "issues" we learned from. OPTIONAL. INFORMAL. POSSIBLY: SONNY'S ALACHUA	
Sunday/ Monday	<b>FIELD DAY SUBMISSION</b>	
	<input type="checkbox"/> Documentation Unit (Planning Section) files contest results with ARRL electronically	
	<input type="checkbox"/> Documentation Unit obtains EMAIL or CONFIRMATION of submission and forwards to Incident Commander	
	<input type="checkbox"/> Planning Section writes up report of operation, with input from all other sections	
<b>6. Prepared by:</b> Name: _____ Position/Title: _____ Signature: _____		
ICS 201, Page 2	Date/Time: _____	

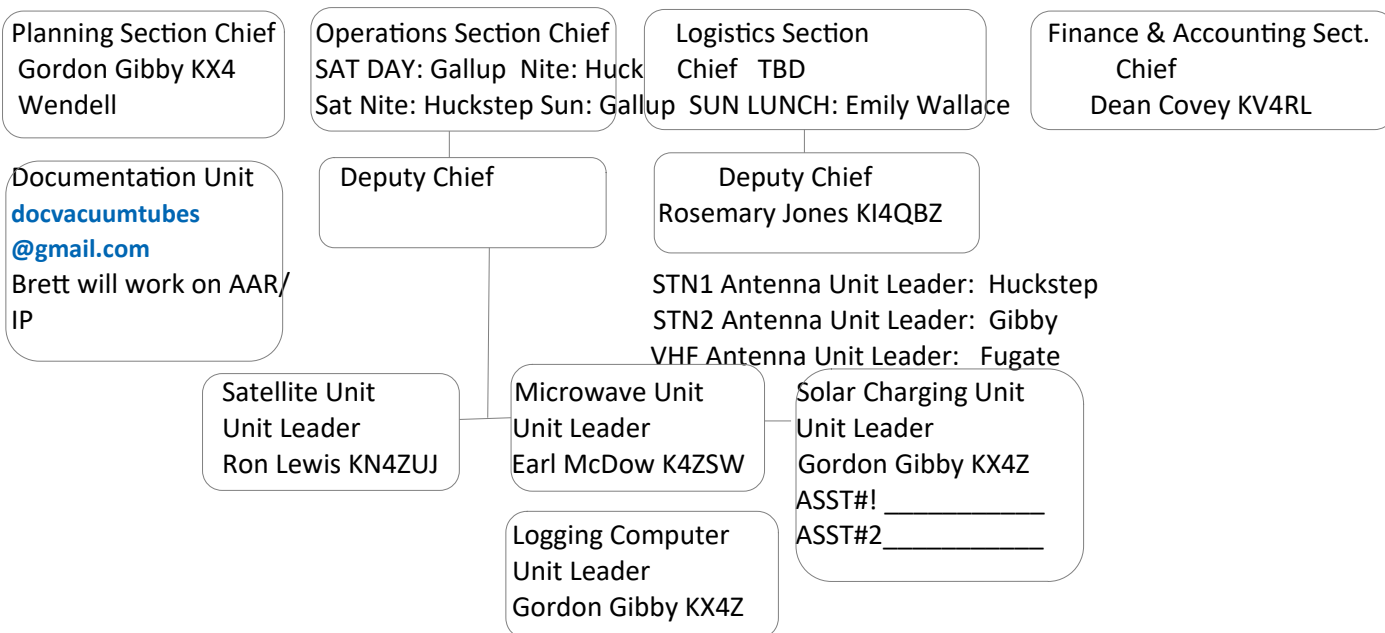
# INCIDENT BRIEFING (ICS 201)

<b>1. Incident Name:</b> NFARC/ARES Field Day 2022	<b>2. Incident Number:</b> 005	<b>3. Date/Time Initiated:</b> Date: _____ Time: _____
---	-----------------------------------	---

## 9. Current Organization (fill in additional organization as appropriate):

We try to utilize ICS in order to give people HANDS-ON experience with this highly-refined system, in which we are all pretty green. Here is the current organization-- and this will help you pass IS-100:  
(Trying to give new people chance to try out some things!!)  
TBD = To Be Determined (would YOU like to volunteer??)

Incident Commander: Prior to Event: David Huckstep SAT DAY: Craig Fugate  
SAT NITE: Leland Gallup; Sun: Brett Wallace  
Deputy I.C. AMY WOODS  
PIO: Jim Bledsoe KI4KEA  
Safety Officer: Brett Wallace NK2KW  
Liaison Sat: Reid Tillery K9RFT



\* Unfilled positions are handled by the person to whom they would have reported, until stood up for function.

NOTE for those studying for ICS courses:  
"Deputies and Assistants are not interchangeable. A Deputy must have the same qualifications as the position they are subordinate to, as they must be ready to take over that position at any time, while an Assistant is assigned to aid in managing the workload. Assistants may bring a particular functional or technical expertise to augment the position they are supporting (e.g., Assistant Safety Officer, Aviation)."

<b>6. Prepared by:</b> Name: _____ Position/Title: _____ Signature: _____	
ICS 201, Page 3	Date/Time: 4/14/22

## INCIDENT BRIEFING (ICS 201)

<b>1. Incident Name:</b> NFARC/ARES Field Day 2022		<b>2. Incident Number:</b> 005		<b>3. Date/Time Initiated:</b> Date: Time:	
<b>10. Resource Summary:</b>					
Resource	Resource Identifier Volunteer Providing	Date/Time Ordered Volunteer Transporting	ETA (Requested Arrival)	Arrived	
<b>INCIDENT COMMAND POST</b>					
Logging Computer	Logging computer Unit Leader	Gibby	SATURDAY	<input type="checkbox"/>	
<b>STATION #1</b>					
ANTENNA - Gibby creating EOC backup OCF Dipole	Station 1 Antena Unit Leader	Huckstep	SATURDAY	<input type="checkbox"/>	
ADDITIONAL MASTS FOR ANTENNA	GIBBY - deliver to Station 1 Antenna Unit Leader		1 week prior	<input type="checkbox"/>	
RADIO - Icom 7300 preferred	???	???	SATURDAY	<input type="checkbox"/>	
COMPUTER: Use EOC right computer / INCLUDES MOUSE	Logging Computer Unit Leader	Gordon Gibby	FRI EVENING	<input type="checkbox"/>	
SOFTWARE on Logging Computer	Logging Computer Unit Leader	Gordon Gibby	FRI EVENING	<input type="checkbox"/>	
NETWORK SYSTEM - microwave ubiquity	Microwave Network Unit leader	Earl	FRI EVENING OR SATURDAY	<input type="checkbox"/>	
WIFI NETWORK SYSTEM wifi home Tenda router	Microwave Network Unit Leader	Earl	FRI EVENING or SATURDAY	<input type="checkbox"/>	
Optional Backup Computer to log other modes	Logging Computer Unit Leader	Gordon Gibby	FRI EVENING	<input type="checkbox"/>	
GENERATOR #1 WITH RFI FILTER SYSTEM	LOGISTICS	TBD	SATURDAY	<input type="checkbox"/>	
FIRE EXTINGUISHER	LOGISTICS	TBD	SATURDAY	<input type="checkbox"/>	
SOLAR POWER SYSTEM	Solar Power Unit Leader	TBD	SATURDAY	<input type="checkbox"/>	
GROUNDING SYSTEM	GROUND TO UTILITY GROUND WIRE				
<b>MICROWAVE &amp; WIFI NETWORKIN - including power sources</b>					
Required Ubiquity Stations	NETWORK UNIT LEADER	EARL	FRI EVENING	<input type="checkbox"/>	
ASSOCIATED EQUIPMENT	OTHER VOLUNTEERS		DELIVER TO EARL >1WK EARLIER	<input type="checkbox"/>	
<b>RV TRAILER STATION (#2)</b>					
ANTENNA - OCF DIPOLE	Station 2 Antena Unit Leader	GIBBY	SATURDAY	<input type="checkbox"/>	
MARC UNIT TRAILER	MARC UNIT		SATURDAY		
MARC UNIT GENERATOR	MARC UNIT		SATURDAY		
RADIO - Icom 7300	GORDON GIBBY	GIBBY	ARRIVES WITH TRAILER SAT	<input type="checkbox"/>	
COMPUTER / MOUSE / ETC	LOGGING UNIT LEADER	Gordon Gibby	ARRIVES WITH TRAILER SAT	<input type="checkbox"/>	

## INCIDENT BRIEFING (ICS 201)

<b>1. Incident Name:</b> NFARC/ARES Field Day 2022		<b>2. Incident Number:</b> 005		<b>3. Date/Time Initiated:</b> Date: Time:
<b>10. Resource Summary:</b>				
NETWORK SYSTEM - microwave ubiquity	Microwave Network Unit leader	Earl	FRI EVENING OR SATURDAY	<input type="checkbox"/>
Optional Backup Computer to log other modes	Logging Computer Unit Leader	Gordon Gibby	ARRIVES WITH TRAILER SAT	<input type="checkbox"/>
TRAILER FIRE EXTINGUISHER	PART OF TRAILER	PART OF TRAILER	ARRIVES WITH TRAILER	<input type="checkbox"/>
FIRE EXTINGUISHER FOR GENERATOR	LOGISTICS	TBD	SATURDAY	<input type="checkbox"/>
BACKUP GENERATOR WITH RFI FILTER	GIBBY	GIBBY	ARRIVES WITH TRAILER SAT	<input type="checkbox"/>
GROUNDING SYSTEM	GIBBY - GROUND ROD	GIBBY	ARRIVES WITH TRAILER SAT	<input type="checkbox"/>
<b>FREE VHF STATION</b>				
RV TRAILER IF NECESSARY	BRETT			<input type="checkbox"/>
RADIO	FUGATE			<input type="checkbox"/>
ANTENNA, TRANSMISSION LILNE	FUGATE			<input type="checkbox"/>
RUN TRAILER FROM EITHER QUONSET OR MARC UNIT				<input type="checkbox"/>
DIESEL REPLENISHMENT FOR MARC UNIT GENERATOR	LOGISTICS			<input type="checkbox"/>
<b>SATELLITE STATION (Another Free Station)</b>				
<b>SATELLITE STATION (FREE STATION)</b>	Operations - Satellite	Operations - Satellite	SATURDAY	<input type="checkbox"/>
2+ HT's with spare batteries (one for uplinkg, one for Downlink)	Ron Lewis	Ron Lewis	Per Satellite Passes	<input type="checkbox"/>
Arrow II antenna w/duplexer (not used)	Ron Lewis	Ron Lewis	Per satellite passes	<input type="checkbox"/>
W1ANT satellite tracking app on Android phone// recorder.	Ron Lewis	Ron Lewis	Per satellite passes	<input type="checkbox"/>
Yaesu 991a / 20 meter center fed dipole, power supplies	Ron Lewis	Ron Lewis	Per satellite passews	<input type="checkbox"/>
CANOPY / TABLE / CHAIRS AS NEEDED -- Ron works out of his truck so this may not be necessary	LOGISTICS	LOGISTICS	SATURDAY	<input type="checkbox"/>
EZ tent to bring and a folding table with chairs to set up a display	Ron Lewis	Ron Lewis	Optional per him if he is able to put together display	<input type="checkbox"/>

## INCIDENT BRIEFING (ICS 201)

<b>1. Incident Name:</b> NFARC/ARES Field Day 2022		<b>2. Incident Number:</b> 005		<b>3. Date/Time Initiated:</b> Date: Time:
<b>10. Resource Summary:</b>				<input type="checkbox"/>
Yagi, couple of radios and paraphenalia and laptop	Mike Ridlon	Mike Ridlon	Saturday	
<b>SOLAR POWER SYSTEM</b>				
Three 100-watt solar power panels each with built in MPPT controller.	Solar Power Unit Leader	Gordon Gibby	Arrives with Trailer on SAT	<input type="checkbox"/>
LiFePO4 Batteries 20AH x 2 or Lead Acid	EOC or private	EOC or private	Arrives with Trailer on SAT	<input type="checkbox"/>
RFI-Filtered 115 VAC Inverter for Computer	Solar Power Unit Leadeer	Gordon Gibby	Arrives with Trailer on SAT	<input type="checkbox"/>
<b>6. Prepared by:</b> Name: Gibby_____ Position/Title: _____ Signature: _____				
<b>ICS 201, Page 4</b>			Date/Time: UPDATED 5/23/21_____	



# INCIDENT BRIEFING (ICS 201)

## APPENDIX ONE

### ARRL Field Day Safety Officer Checklist

To qualify for the 100-point Safety Officer bonus (for Class A stations), a group must appoint a qualified person/s who are present at their site from the beginning of set-up until the end of break-down.

This form is NOT intended to be all inclusive.

The Safety Officer/s certify by submitting this form that due diligence was made to provide a safe operation.

---

[check (or circle) any/all that apply]

- Safety Officer/s or qualified designated assistant/s was on site for the duration of the event.
- Fuel for generator properly stored.
- Fire extinguisher on hand and appropriately located.  First Aid kit on hand.
- First Aid - CPR - AED versed else trained participant/s on site for full Field Day period.
- Access to NWS alerts to monitor for inclement weather.
- Tent stakes properly installed and marked.
- Temporary antenna structures properly secured and marked.
- Site secured from tripping hazards.
- Site is set up in a neat and orderly manner to reduce hazards.
- Stations and equipment properly grounded.
- Access to a means to contact police/fire/rescue if needed.
- Safety Officer is designated point of contact for public safety officials.
- Minimize risks and control hazards to ensure no injuries to public.
- As necessary, monitoring participants for hydration and ensuring an adequate water supply is available.

\_\_\_\_\_  
signature(s) / call(s)

\_\_\_\_\_  
date

Revised 3/2021

# INCIDENT BRIEFING (ICS 201)

## APPENDIX TWO

### **MEASURED ANTENNA INTERACTIONS 2020 EOC FIELD DAY Likely that San Felasco Interactions will be only slightly greater**

Power level in dBm sent to the EOC Chigger antenna on each band was known, the power level in dBm received on the End Fed multiband antenna approx 25-30 feet height was measured at the NW Grassy corner, and the total path loss was calculated by subtracting.

<b>Measured Antenna Interactions</b>	
80 meters	-70 dB
40 meters	-80 dB
20 meters	-100 dB

For example, if +50 dBm were transmitted at the EOC (100 Watts output), the received signal at the receiver terminals on the SAME FREQUENCY on 80 meters would be  $50\text{dBm} - 70\text{ dB} = -20\text{dBm}$

That results in a 22 millivolt RMS signal on a 50 ohm connection, which is a very loud signal (52 dB above S9 on a typical receiver) but it is nowhere close to a voltage necessary to even cause a diode to conduct (0.6 V) much less do any damage to an input device.

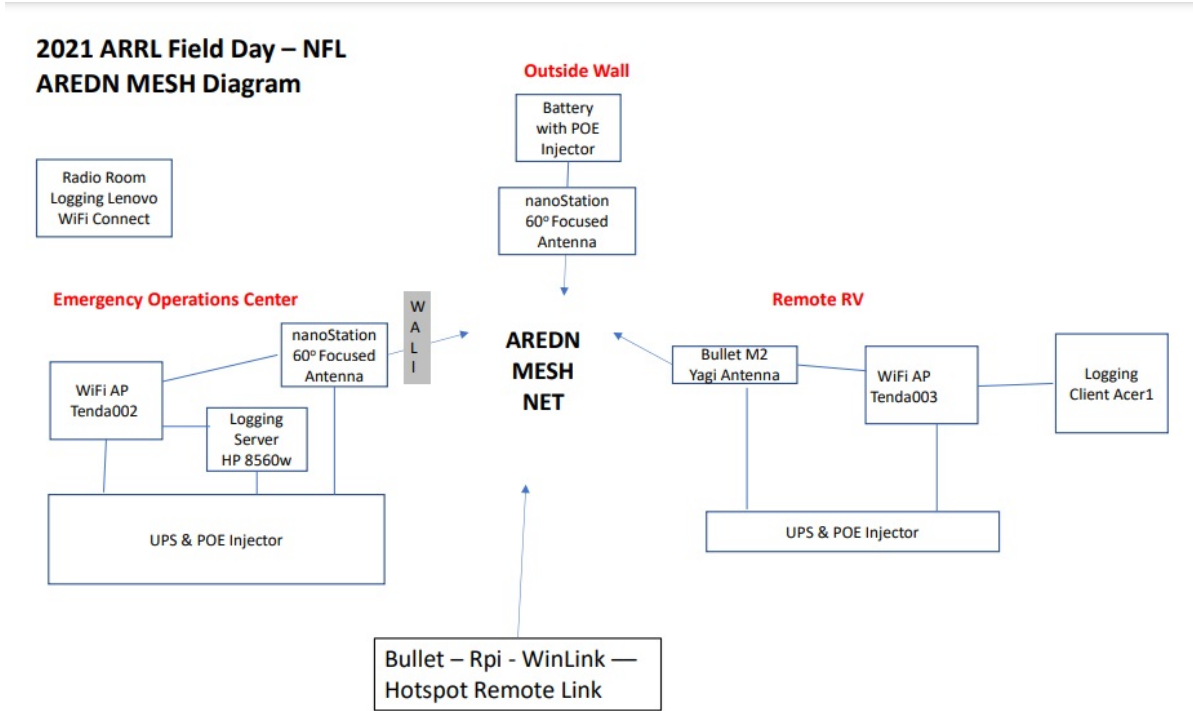
We also tested listening on the 2nd harmonic band, to a transmitter on the band below at the opposite station, using the bandpass filters, and could hear NO DESENSING of the radio.

# INCIDENT BRIEFING (ICS 201)

## APPENDIX THREE -- Microwave System 2020/2022

NF4AC Field Day Contest Log Registration #: **33532**

LIKELY That our AREDN MESH system will operate with merely two transceivers and no need for the intermediate relay station at San Felasco. Power can be obtained from the associated station's power.



Selected material lifted from Earl McDow's Excellent 2020 Document on the Logging system and from the 2020 AAR/IP. Certain security details are left out here for protection.

LOCATION	UNIT / FUNCTION	Notes
EOC	Tenda002 -- wifi <b>access point</b> to allow EOC logging on Part 15 WIFI to connect. Connects by ethernet cable to KX4Z-002 which provides the IP numbers.	Power: uninterruptible power suply, AC from extension cord within EOC
	KX4Z-002 AREDN Channel -2 beams thru wall. Acts as a 13-host router, DHCP server	Power: uninterruptible power suply, AC from extension cord within EOC


# INCIDENT BRIEFING (ICS 201)



Yaggy Bullet Node  
Battery Powered



Omni Bullet Node  
AC Powered POE



nanoStation Node 60 degree

	providing IP numbers to users in the EOC, with a default route (over the WAN)	
Outside the EOC	AA3YB-AREDN Node Acts as a 13 host router, DHCP server (serving no users)	Powered by 12V storage battery with Dc-DC step and POE injector
Fenced NW Area	K4ZSW-AREDN Bullet M2 Acts as a 13-host router, DHCP server, serving tthe Tenda Access Port	Power: uninterruptible power supply, AC from extension cord from Gordon's RV
	Tenda003 -- wifi access point to allow Fenced area participants on Part 15 WIFI to connect. Connects by ethernet cable to K4ZSW-AREDN, which provides the IP numbers.	Power: uninterruptible power supply, AC from extension cord from Gordon's RV  Protected from weather by tote box

Item	Username / Password / Passphrase	
WIFI Access Passphrase		End-users at either end.
N3FJP Contact Logging Software	User: NF4AC PW: 33532	
Lenovo	User: NF4AC Ham	

## INCIDENT BRIEFING (ICS 201)

(BackupWin10) EOC Logging Client	PW: NF4RC	
ACER1 (RV logging Client)	User: ARRL Field Day PW: nf4rc	
Logging Server IP	10.163.157.30	Needed at each logging client
MESH Node Passwords	Device            user    PW KX4Z-002            root AA3YB-AREDN: root K4ZSW-AREDN root	

Unit	IP Numbers	
KX4Z-002	MESH IP: 10.90.57.209 LAN IP: 10.163.157.17 Power: 28 dBm Firmware 3.16.1.1	
AA3YB-AREDN	MESH IP: 10.224.111.87 LAN IP: 10.6.245.113 Power: 28 dBm Firmware 3.20.3.1	
K4ZSW-AREDN	MESH IP: 10.184.252.226 LAN IP 10.143.206.33 Power: 25 dBm Firmware 3.20.3.1	
All Units	Channel -2 Bandwidth 5 MHz	

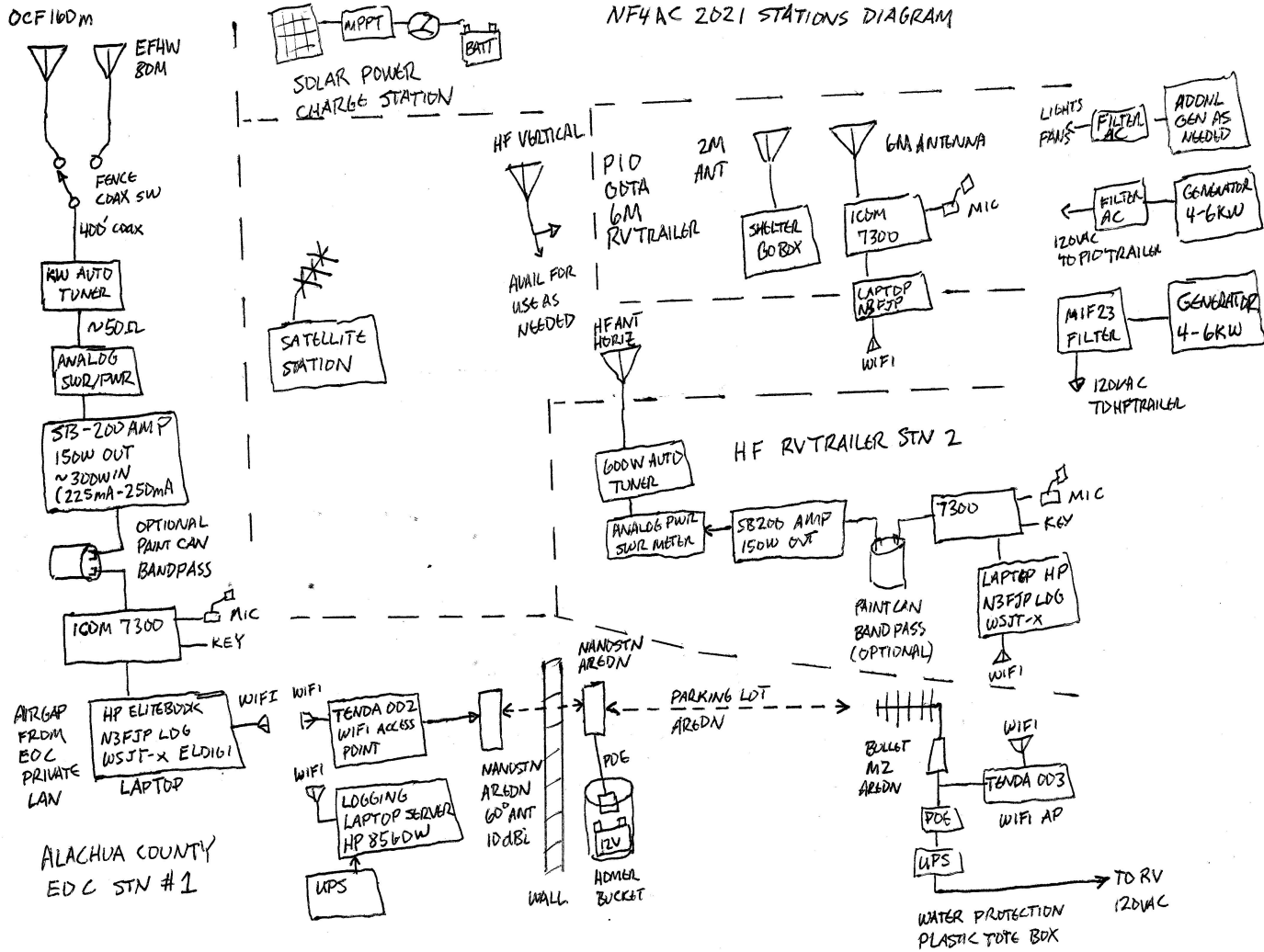
INFORMATION ON CONNECTING WSJT-X AND FLDGI TO N3FJP FIELD DAY LOGGING SOFTWARE: <https://www.qsl.net/nf4rc/2021/N3FJPLoggingConnectionInstructions.pdf>

### APPENDIX FOUR: FIELD DAY DIAGRAM 2021

**2022 will be similar but EOC is replaced by Quonset Hut and amplifiers are no longer necessary.**

# INCIDENT BRIEFING (ICS 201)

NF4AC 2021 STATIONS DIAGRAM



ALACHUA COUNTY  
EDC STN #1



# INCIDENT BRIEFING (ICS 201)

## 4. Possible HF Antennas

•

STATION ONE: Off center fed dipole. NW end at ladder of water tower. Center support of Balun using roll-on mast (18 feet). SE end at 30 foot mast (TBD).

STATION TWO: Off Center fed dipole, using rope from MARC UNIT mast to hold Balun. One end supported by mast from RV Trailer; other end supported from ground stake.

VHF ANTENNA: YAGI and/ or Vertical supported by MARC UNIT Mas.

## INCIDENT BRIEFING (ICS 201)

### APPENDIX FIVE: INCIDENT RADIO COMMUNICATIONS PLAN ICS-205

INCIDENT RADIO COMMUNICATIONS PLAN (ICS-205)										
<b>1. Incident Name:</b> NFARC/ARES Field Day 2022			<b>2. Date/Time Prepared:</b> Date: Time:			<b>3. Operational Period</b> Date From: FRI JUN 25 Date To: SUN JUN 27 Time From:                                Time To:				
<b>4. Basic Radio Channel Use:</b>										
Zone Grp.	C h #	Function	Channel Name / Trunked Radio System Talkgroup	Assign-ment	RX Freq. N or W	RX TON E / NAC	TX FREQ N or W	TX TON E / NAC	MODE (A, D, or M)	Remarks
7		LOCAL	146.55	HAM	146.55	N/A	146.55	N/A	A	Security, Weather Alerts, etc. Avoid unnecessary chatter.
8		FD	146.52	HAM	146.52	N/A	146.52	N/A	A	Field Day Calling Freq NOTE ARRL CEASED TO FORBID THIS FREQ MANY YEARS AGO.
		FD	146.49	HAM	146.49	N/A	146.49	N/A	A	Possible off-calling Freq to move for contacts if others need Calling Freq
<b>5. Special Instructions</b>										
<p>Note that valid Field Day contacts cannot be made via Repeater.</p> <p>VHF/HF WINLINK radiograms will move by established frequencies per the software.</p>										
<b>6. Prepared By</b> (Communications Unit Leader) Name GG @req. OPERATIONS                                Signature										
<b>ICS 205</b>				<b>IAP PAGE</b>				<b>Date / Time</b>		

# INCIDENT BRIEFING (ICS 201)

## APPENDIX SIX: Field Day Rules 2022 (Downloaded 4/26/2021)

from: <http://www.arrl.org/files/file/Field-Day/2021/2021%20Field%20Day%20Packet.pdf> Updated 4/14/2022 by line by line comparison.

Rule Changes for ARRL Field Day 2022:

- All Field Day stations are limited to a maximum 100 watts Peak Envelope Power (PEP) transmitter output, regardless of operating class.
- Class D stations can contact any other station for QSO points.
- Media Publicity bonus point criteria have changed (see 7.3.2).
- Individual stations can contribute their scores to an aggregate score of their club by supplying the club's name on the entry form at time of entry.

1. **Eligibility:** Field Day is open to all amateurs in the areas covered by the ARRL/RAC Field Organizations and countries within IARU Region 2. DX stations residing in other regions may be contacted for credit and may submit entries as check-logs.

2. **Object:** To work as many stations as possible on the 160, 80, 40, 20, 15 and 10 Meter HF bands, as well as all bands 50 MHz and above, and in doing so to learn to operate in abnormal situations in less than optimal conditions. A premium is placed on developing skills to meet the challenges of emergency preparedness as well as to acquaint the general public with the capabilities of Amateur Radio.

3. **Date and Time Period: Field Day 2021 will be held June 25-26.** Field Day is ALWAYS the fourth full weekend of June, beginning at 1800 UTC Saturday and ending at 2059 UTC Sunday.

3.1. Class A and B (see below) stations that do not begin setting up until 1800 UTC on Saturday may operate the entire 27-hour Field Day period.

3.2. Stations who begin setting up before 1800 UTC Saturday may work only 24 consecutive hours, commencing when on-the-air operations begin.

3.3. No class A or B station may begin its set-up earlier than 0000 UTC on the Friday (Thursday afternoon or evening local time) preceding the Field Day period. Cumulative set-up time shall not exceed a total of 24 hours.

4. **Entry Categories:** Field Day entries are classified according to the maximum number of *simultaneously* transmitted signals, followed by a designator indicating the nature of their individual or group participation. The minimum number of transmitters that must be claimed is one (1). Twenty (20) transmitters maximum are eligible for the purpose of calculating bonus points (2,000 points maximum). However, additional transmitters which may legitimately be used simultaneously will determine your entry category classification, but will not earn additional bonus points (i.e. 22 transmitters = 22A). The use of switching systems that allow for lock-outs in order to use multiple transmitters (i.e., an "octopus") in an attempt to enter a lower-number-of-transmitters class are prohibited (i.e. using 2 transmitters that can transmit simultaneously, with two operators, and a lock-out system and entering class 1A). The use of simulcasting devices which allow a single operator to key and transmit on more than one transmitter at a time, is prohibited. **Bonus stations, such as the GOTA station and satellite station do not count towards determining the number of transmitters for the class and do not qualify for transmitter bonus points.**

**4.1. (Class A) Club / non-club portable:** Club or a non-club group of three or more persons set up specifically for Field Day. Such stations must be located in places that are not regular station locations and must not use facilities installed for permanent station use, or use any structure installed permanently for Field Day. A single licensee or trustee for the entry is responsible for the group entry. All equipment (including antennas) must lie within a circle whose diameter does not exceed 300 meters (1000 feet). To be listed as Class A, all contacts must be made with transmitter(s) and receiver(s) operating independent of commercial power mains. Entrants whom for any reason operate a transmitter or receiver from a commercial main for one or more contacts will be listed separately as Class A-Commercial. **Class A stations are limited to 100 W Peak**

# INCIDENT BRIEFING (ICS 201)

## Envelope Power (PEP) transmitter output.

4.1.1. Get-On-The-Air (GOTA) Station. Any Class A (or F) entry whose transmitter classification is two or more transmitters may also operate one additional station without changing its base entry category, known as the GET-ON-THE-AIR (GOTA) station. **This GOTA station may operate on any Field Day band, HF or VHF, but is limited to one GOTA station transmitted signal at any time.**

4.1.1.1. This station must use a different callsign from the primary Field Day station. The GOTA station must use the same callsign for the duration of the event regardless if operators change. **The GOTA station uses the same exchange as its parent.**

4.1.1.2. The GOTA station may be operated by any person licensed since the previous year's Field Day, regardless of license class. It may also be operated by a generally inactive licensee. Non-licensed persons may participate under the direct supervision of an appropriate control operator. A list of operators and participants must be included on the required summary sheet to ARRL HQ.

4.1.1.3. As per FCC rules, this station must have a valid control operator present at the control point if operating beyond the license privileges of the participant using the station.

4.1.1.4. The maximum transmitter output power for the GOTA station shall be **100 watts**. If the primary Field Day group is claiming the QRP multiplier level of 5, the maximum transmitter output power of the GOTA station may not exceed 5 watts.

4.1.1.5. A maximum of 1000 QSOs made by this station may be claimed for credit by its primary Field Day operation. In addition, bonus points may be earned by this station under rule 7.3.13.

4.1.1.6. The GOTA station may operate on any Field Day band. Only one transmitted signal is allowed from the GOTA station at any time.

4.1.1.7. The GOTA station does not affect the additional VHF/UHF station provided for under Field Day Rule 4.1.2. for Class A stations.

4.1.1.8. Participants are reminded that non-licensed participants working under the direction of a valid control operator may only communicate with other W/VE stations or with stations in countries with which the US has entered a third-party agreement.

4.1.1.9. The GOTA station does not qualify as an additional transmitter when determining the number of transmitters eligible for the 100-point emergency power bonus under Rule 7.3.1.

**4.1.2. Free VHF Station:** All Class A entries may also operate one additional transmitter if it operates exclusively on any band or combination of bands above 50 MHz (VHF/UHF) without changing its basic entry classification. This station does not qualify for a 100-point bonus as an additional transmitter. This station may be operated for the clubs Field Day period and all contacts count for QSO credit. It is operated using the primary callsign and exchange of the main Field Day group and is separate and distinct from the GOTA station.

**4.2. (Class A - Battery) Club / non-club portable:** Club or non-club group of three or more persons set up specifically for Field Day. All contacts must be made using an output power of 5 Watts or less and the power source must be something other than commercial power mains or motor-driven generator (e.g.: batteries, solar cells, water driven generator). Other provisions are the same for regular Class A. Class AB is eligible for a GOTA station if GOTA requirements are met; however if a GOTA station is used in this class it must meet the 5-Watt or less power requirement of this category.

**4.3. (Class B) One or two person portable:** A Field Day station set up and operated by no more than two persons. Other provisions are the same for Class A except it is not eligible for a GOTA or free VHF station. One

## INCIDENT BRIEFING (ICS 201)

and two person Class B entries will be listed separately. Class B stations are limited to 100 W Peak Envelope Power (PEP) transmitter output.

**4.4. (Class B - Battery) One or two person portable:** A Field Day station set up and operated by no more than two persons. All contacts must be made using an output power of 5 Watts or less and the power source must be something other than commercial mains or motor-driven generator. Other provisions are the same for Class A except it is not eligible for a GOTA or free VHF station. One and two person Class B - Battery entries will be listed separately.

**4.5. (Class C) Mobile:** Stations in vehicles capable of operating while in motion and normally operated in this manner. This includes maritime and aeronautical mobile. If the Class C station is being powered from a car battery or alternator, it qualifies for emergency power but does not qualify for the multiplier of 5, as the alternator/battery system constitutes a motor-driven generating system. Class C stations are limited to 100 W Peak Envelope Power (PEP) transmitter output.

**4.6. (Class D) Home stations:** Stations operating from permanent or licensed station locations using commercial power. NEW For 2022: Class D may work all Field Day stations. Class D stations are limited to 100 W Peak Envelope Power (PEP) transmitter output.

4.7. (Class E) Home stations - Emergency power: Same as Class D, but using emergency power for transmitters and receivers. Class E may work all Field Day stations. See 2021 power limitation above.

**4.8. (Class F) Emergency Operations Centers (EOC):** An amateur radio station at an established EOC activated by a club or non-club group. Class F operation must take place at an established EOC site. Stations may utilize equipment and antennas temporarily or permanently installed at the EOC for the event. Entries will be reported according to number of transmitters in simultaneous operation. Class F stations are eligible for a free VHF station. At Class 2F they are also eligible for a GOTA station. Class F stations are limited to 100 W Peak Envelope Power (PEP) transmitter output.

4.8.1. For Field Day purposes, an Emergency Operations Center (EOC) is defined as a facility established by: a) a Federal, State, County, City or other Civil Government, agency or administrative entity; or, b) a Chapter of a national or international served agency (such as American Red Cross or Salvation Army) with which your local group has an established operating arrangement;

4.8.1.1. A private company EOC does not qualify for Class F status unless approved by the ARRL Field Day Manager.

4.8.2. Planning of a Class F operation must take place in conjunction and cooperation with the staff of the EOC being activated.

4.8.3. Other provisions not covered are the same as Class A.

4.8.4. A Class F station may claim the emergency power bonus if emergency power is available at the EOC site.

**4.8.4.1. The emergency power source must be tested during the Field Day period but you are not required to run the Class F operation under emergency power.**

**5. Exchange:** Stations in ARRL / RAC sections will exchange their Field Day operating Class and ARRL / RAC section. Example: a three transmitter Class A station in Connecticut which also has a GOTA station and the extra VHF station would send "3A CT" on CW or Digital, or "3 Alpha Connecticut" on Phone. **DX stations** send operating class and the term DX (i.e. 2A DX).

### 6. Miscellaneous Rules:

6.1. A person may not contact for QSO credit any station from which they also participate.

# INCIDENT BRIEFING (ICS 201)

- 6.2. A transmitter/receiver/transceiver used to contact one or more Field Day stations may not subsequently be used under any other callsign to participate in Field Day. Family stations are exempt provided the subsequent callsign used is issued to and used by a different family member.
- 6.3. Field Day contacts are allowed using Phone, CW and Digital (non-CW) modes. Stations can be worked once per band per mode under this rule.
- 6.4. All voice contacts are equivalent.
- 6.5. All non-CW digital contacts are equivalent.
- 6.6. Cross-band contacts are not permitted (Satellite QSOs cross-band contacts are exempted).
- 6.7. The use of more than one transmitter at the same time on a single band-mode is prohibited. Exception: a dedicated GOTA station may operate as prescribed in Rule 4.1.
- 6.8. No repeater contacts are allowed.
- 6.9. Batteries may be charged while in use. Except for Class D stations, the batteries must be charged from a power source other than commercial power mains. To claim the power multiplier of five, the batteries must be charged from something other than a motor driven generator or commercial mains.
- 6.10. All stations for a single entry must be operated under one callsign, except when a dedicated GOTA station is operated as provided under Field Day Rule 4.1.1. it uses a single, separate callsign.

**7. Scoring:** Scores are based on the total number of QSO points times the power multiplier corresponding to the highest power level under which any contact was made during the Field Day period plus the bonus points.

**Aggregate Club Score:** An aggregate club score will also be published, which will be the sum of all individual entries indicating a specific club (similar to the aggregate score totals used in ARRL affiliated club competitions). Participants from any Class can optionally include a single club name with their submitted results following Field Day. For example, if Podunk Hollow Radio Club members Becky, WIBXY, and Hiram, W1AW, both participate in 2021 Field Day -- Hiram from his Class D home station, and Becky from her Class C mobile station -- both can include the radio club's name when reporting their individual results. The published results listing will include individual scores for Hiram and Becky, plus a combined score for all entries identified as Podunk Hollow Radio Club.

## 7.1. QSO Points:

- 7.1.1. Phone contacts count one point each.
- 7.1.2. CW contacts count two points each.
- 7.1.3. Digital contacts count two points each.

**7.2. Power multipliers:** The power multiplier that applies is determined by the highest power output of any of the transmitters used during the Field Day operation.

- 7.2.1. If all contacts are made using a power of 5 Watts or less and if a power source other than commercial mains or motor-driven generator is used (batteries, solar cells, water-driven generator), the power multiplier is 5 (five).
- 7.2.2. If all contacts are made using a power of 5 Watts or less, but the power source is from a commercial main or from a motor-driven generator, the power multiplier is 2. If batteries are charged during the Field Day period using commercial mains or a motor-driven generator the power multiplier is 2 (two).
- 7.2.3. If any or all contacts are made using an output power up to 100 Watts or less, the power multiplier is 2 (two).
- 7.2.4. NEW for 2022: Power output cannot exceed 100 watts Peak Envelope Power (PEP) transmitter output.



## INCIDENT BRIEFING (ICS 201)

7.2.5. The power multiplier for an entry is determined by the maximum output power used by any transmitter used to complete any contact during the event. (Example: a group has one QRP station running 3 Watts and a second station running 100 Watts, the power multiplier of 2 applies to all contacts made by the entire operation).

**7.3. Bonus Points: All stations are eligible for certain bonus points, depending on their entry class.** The following bonus points will be added to the score, after the multiplier is applied, to determine the final Field Day score. Bonus points will be applied only when the claim is made on the summary sheet and any proof required accompanies the entry or is received via email or normal mail delivery.

**7.3.1. 100% Emergency Power:** 100 points per transmitter classification if all contacts are made only using an emergency power source up to a total of 20 transmitters (maximum 2,000 points.) GOTA station and free VHF Station for Class A and F entries do not qualify for bonus point credit and should not be included in the club's transmitter total. All transmitting equipment at the site must operate from a power source completely independent of the commercial power mains to qualify. (Example: a club operating 3 transmitters plus a GOTA station and using 100% emergency power receives 300 bonus points.) Available to Classes A, B, C, E, and F.

7.3.2. Media Publicity: UPDATED for 2022: 100 bonus points may be earned for obtaining publicity from the local media. A copy of the actual media publicity received (newspaper article, etc.) must be submitted to claim the points. Any combination of bona fide media hits would qualify for the bonus points. For example, posting the details of your upcoming or ongoing Field Day activity, or your Field Day results, on a club or news media site, on Facebook, or via Twitter and Instagram would meet the bonus criteria. Available to all Classes.

**7.3.3. Public Location:** 100 bonus points for physically locating the Field Day operation in a public place (i.e. shopping center, park, school campus, etc). The intent is for amateur radio to be on display to the public. Available to Classes A, B and F.

**7.3.4. Public Information Table:** 100 bonus points for a Public Information Table at the Field Day site. The purpose is to make appropriate handouts and information available to the visiting public at the site. A copy of a visitor's log, copies of club handouts or photos is sufficient evidence for claiming this bonus. Available to Classes A, B and F.

**7.3.5. Message Origination to Section Manager:** 100 bonus points for origination of a formal message to the ARRL Section Manager or Section Emergency Coordinator by your group from its site. You should include the club name, number of participants, Field Day location, and number of ARES operators involved with your station. The message must be transmitted during the Field Day period and a copy of it must be included in your submission in standard ARRL radiogram or no credit will be given. The message must leave or enter the Field Day operation via amateur radio RF. The Section Manager message is separate from the messages handled in Rule 7.3.6. and may not be claimed for bonus points under that rule. Available to all Classes.

**7.3.6. Message Handling:** 10 points for each formal message originated, relayed or received and delivered during the Field Day period, up to a maximum of 100 points (ten messages). Copies of each message must be included with the Field Day report. The message to the ARRL SM or SEC under Rule 7.3.5. does not count towards the total of 10 for this bonus. Available to all Classes. **All messages claimed for bonus points must leave or enter the Field Day operation via amateur radio RF.**

7.3.7. Satellite QSO: 100 bonus points for successfully completing at least one QSO via an amateur radio satellite during the Field Day period. "General Rules for All ARRL Contests" (Rule 3.7.2.), (the no-repeater QSO stipulation) is waived for satellite QSOs. Groups are allowed one dedicated satellite transmitter station without increasing their entry category. Satellite QSOs also count for regular QSO credit. Show them listed separately on the summary sheet as a separate "band." You do not receive an additional bonus for contacting different satellites, though the additional QSOs may be counted for QSO

## INCIDENT BRIEFING (ICS 201)

credit unless prohibited under Rule 7.3.7.1. The QSO must be between two Earth stations through a satellite. Available to Classes A, B, and F.

7.3.7.1 Stations are limited to one (1) completed QSO on any single channel FM satellite.

**7.3.8. Alternate Power:** 100 bonus points for Field Day groups making a minimum of five QSOs without using power from commercial mains or petroleum driven generator. This means an "alternate" energy source of power, such as solar, wind, methane or water. This includes batteries charged by natural means (not dry cells). The natural power transmitter counts as an additional transmitter. If you do not wish to increase your operating category, you should take one of your other transmitters off the air while the natural power transmitter is in operation. **A separate list of natural power QSOs should be submitted with your entry [emphasis added.]** Available to Classes A, B, E, and F.

**7.3.9. W1AW Bulletin:** 100 bonus points for copying the special Field Day bulletin transmitted by W1AW (or K6KPH) during its operating schedule during the Field Day weekend (listed in this rules announcement). An accurate copy of the message is required to be included in your Field Day submission. (Note: The Field Day bulletin must be copied via amateur radio. It will not be included in Internet bulletins sent out from Headquarters and will not be posted to Internet BBS sites.) Available to all Classes.

**7.3.10. Educational activity bonus:** One (1) 100-point bonus may be claimed if your Field Day operation includes a specific educational-related activity. The activity can be diverse and must be related to amateur radio. It must be some type of formal activity. It can be repeated during the Field Day period but only one bonus is earned. For more information consult the FAQ in the complete Field Day packet. Available to Classes A & F entries and available clubs or groups operating from a club station in class D and E with 3 or more participants.

**7.3.11. Site Visitation by an elected governmental official:** One (1) 100-point bonus may be claimed if your Field Day site is visited by an elected government official as the result of an invitation issued by your group. Available to all Classes.

**7.3.12. Site Visitation by a representative of an agency:** One (1) 100-point bonus may be claimed if your Field Day site is visited by a representative of an agency served by ARES in your local community (American Red Cross, Salvation Army, local Emergency Management, law enforcement, etc.) as the result of an invitation issued by your group. ARRL officials (SM, SEC, DEC, EC, etc) do not qualify for this bonus. Available to all Classes.

**7.3.13. GOTA Bonus.** Class A and F stations operating a GOTA station may earn the following bonus points:

7.3.13.1. When a GOTA operator successfully completes 20 QSOs, they receive 20 bonus points. Upon reaching an additional 20 QSOs the same operator receives a second 20 bonus points, up to a maximum of 100 Bonus points per GOTA operator. An operator may make more than 100 QSOs but the QSOs over 100 do not qualify for an additional bonus.

7.3.13.1.1. Additional GOTA operators may earn the GOTA bonus points under this rule, up to the maximum of 500 bonus points. (Remember that there is a 1000-QSO limit for the GOTA station. But no single GOTA operator may earn more than 100 of the GOTA bonus points except as provided in 7.3.13.2.)

7.3.13.1.2. A single GOTA operator must complete all 20 QSOs required before the bonus is earned. There is no "partial credit" for making only a portion of the 20 QSOs or "pooling" QSOs between operators.

7.3.13.2. If a GOTA station is supervised full-time by a GOTA Coach, the bonus points earned for each 20 QSOs completed under Rule 7.3.13.1. will be doubled.

## INCIDENT BRIEFING (ICS 201)

7.3.13.2.1. The GOTA Coach supervises the operator of the station, doing such things as answering questions and talking them through contacts, but may not make QSOs or perform logging functions.

7.3.13.2.2. To qualify for this bonus, there must be a designated GOTA Coach present and supervising the GOTA station at all times it is being operated.

**7.3.14. Web submission:** A 50-point bonus may be claimed by a group submitting their Field Day entry via the <https://field-day.arrl.org/fdentry.php> web app. Available to all Classes.

7.3.15. Field Day Youth Participation:

7.3.15.1. A 20-point bonus (maximum of 100) may be earned by any Class A, C, D, E, or F group for each participant age 18 or younger at your Field Day operation that completes at least one QSO.

7.3.15.2. For a 1-person Class B station, a 20-point bonus is earned if the operator is age 18 or younger. For a 2-person Class B station, a 20-point bonus is earned for each operator age 18 or younger (maximum of 40 points.) Keep in mind that Class B is only a 1 or 2 person operation. This bonus does not allow the total number of participants in Class B to exceed 1 or 2.

7.3.16 Social Media: 100 points for promoting your Field Day activation to the general public via an active, recognized and utilized social media platform (Facebook, Twitter, Instagram, etc). This bonus is available to bona fide Amateur Radio clubs and Field Day groups that welcome visitors to their operation. Individual participants do not qualify for this bonus. Club websites do not qualify for this bonus. Available to all classes.

**7.3.17 Safety Officer Bonus:** A 100-point bonus may be earned by having a person serving as a Safety Officer for those groups setting up Class A stations. This person must verify that all safety concerns on the Safety Check List (found in the ARRL Field Day Packet) have been adequately met. This is an active bonus – simply designating someone as Safety Officer does not automatically earn this bonus. A statement verifying the completion of the Safety Check List must be included in the supporting documentation sent to ARRL HQ in order to claim this bonus. Available to Class A entries only.

### 8. Reporting:

8.1. Entries may be submitted to the ARRL via:

8.1.1. Field Day Web App at <https://field-day.arrl.org/fdentry.php> or

8.1.2. USPS or other delivery service to (tracking highly recommended): Field Day Entries, 225 Main St, Newington, CT 06111.

8.2. Entries must be postmarked or submitted by Tuesday July 26, 2022. . Late entries cannot be accepted.

8.3. A complete Field Day Web Applet Submission site entry consists of:

8.3.1. An official ARRL summary sheet which is completed via web app at <https://fieldday.arrl.org/fdentry.php>;

8.3.2. Supporting information uploaded via web app. Supporting information must include:

8.3.2.1. An attached list of stations worked by band/mode during the Field Day period (dupe sheet or an alpha/numeric list sorted by band and mode – a Cabrillo log can be submitted in lieu of a Dupe Sheet/Calls list by band/mode); and

## INCIDENT BRIEFING (ICS 201)

8.3.2.2. Proof of all bonus points claimed (copies of visitor logs, press releases, NTS messages handled, photographs, etc).

8.3.2.3 The web app will display a confirmation number and email a confirmation of your Field Day entry to the email address entered via the app. Please be sure to record this confirmation number and/or save the confirmation email.

8.4 While the preferred method of submitting entries is via the Web Applet, entries and/or supporting documentation may alternately be submitted via email to [fieldday@arrl.org](mailto:fieldday@arrl.org). A complete non-web-app email submission consists of:

8.4.1. An electronic copy of an ARRL summary sheet completely and accurately filled out;

8.4.2. An attached list of stations worked by band/mode during the Field Day period (dupe sheet or an alpha/numeric list sorted by band and mode); and

8.4.3. Proofs of bonus points claimed (copies of visitor logs, press releases, NTS messages handled, photographs, etc).

8.5. A complete land/postal-mail or delivery non-electronic submission consists of:

8.5.1. A complete and accurate ARRL summary sheet;

8.5.2. An accompanying list of stations worked by band/mode during the Field Day period (dupe sheet or an alpha/numeric list sorted by band and mode); and 8.5.3. Proofs of bonus points claimed (copies of visitor logs, press releases, NTS messages handled, photographs, etc).

8.6. Complete station logs are NOT required for submission, and ARRL does not use the logs. The club should maintain log files for one year in case they are requested by ARRL HQ. However, a list of stations worked sorted by band and mode (dupe sheet) is required.

8.7. Cabrillo format log files are NOT required for Field Day entries, but they will be accepted in lieu of the dupe sheets (but do not constitute an entry unless the web app (or a corresponding summary sheet with complete mailed entry) is also submitted.

8.8. Digital images of proof of bonus points are acceptable.

8.9. Electronic submissions are considered signed when submitted.

### 9. Miscellaneous:

9.1. The schedule of bulletin times for W1AW is included in this announcement. While W1AW does not have regular bulletins on weekends, the Field Day message will be sent according to the schedule included with this announcement. The W1AW bulletins will be transmitted on the regular W1AW frequencies listed in QST. The PSK31 bulletin will be transmitted on the W1AW teleprinter frequencies. The special Field Day bulletin will be transmitted from station K6KPH on the West Coast as included in the bulletin schedule.

9.2. See "General Rules for All ARRL Contests," "General Rules for All ARRL Contests on Bands Below 30 MHz," and "General Rules for All ARRL Contests on Bands Above 50 MHz" for additional rules ([www.arrl.org/contest-rules](http://www.arrl.org/contest-rules)) that may cover situations not covered in these Field Day rules. Decisions of the ARRL Awards Committee are final in adjudicating Field Day problems.

9.3. The complete Field Day information package may be obtained by: 9.3.1. Sending a SASE with 5 units of postage to: Field Day Information Package, ARRL, 225 Main St., Newington, CT 06111; or 9.3.2. By downloading from the Field Day home page at: [www.arrl.org/field-day](http://www.arrl.org/field-day) 9.4. For more Field Day information/questions contact: [fdinfo@arrl.org](mailto:fdinfo@arrl.org) or phone (860) 594-0232