



D-RATS Training Installation & Configuration

with
N4VIP, Don Hinsman

D-RATS Training Syllabus

- Installation & Configuration
- D-RATS Part I
 1. Chat & Files
- D-RATS Part II
 1. Messages
- D-RATS Part III
 1. Map
- D-RATS Part IV
 1. RF Segment With D-STAR Radios
 2. Trouble Shooting
 3. Resources

D-RATS Training Installation

OVERVIEW

D-RATS

Why D-RATS?

Download sites

Installation

Windows 10 0.3.9, Linux, or Apr 2014

Configuration

WHY D-RATS?

D-RATS - software on all Central Site computers (8), connects activated sites digitally with unique IDs and functions on both Internet (when available) and SFARES 5 GHz Intranet (always available)

D-RATS provides variety of data transmission methods including

- chat - instant-message
- messaging including e-mail and memos (ICS Forms supported)
- file transfers with error detection
- GPS position reports and mapping support
- network linking capability for bridging Radio Frequency segments
- interfaces directly with FLDIGI suite of programs
- access to RATflectors

D-RATS Training Installation

Download sites

- To use groups.io site in following slides, you need to have a groups.io account
- If you don't yet have a groups.io account, create an account

<https://groups.io/register>

and then join the d-rats group

You need to be logged in and be a member of the "d-rats" group to access the files in the folder "D-RATS Program Files"

- Alternative site – Dropbox (contact N4VIP for access)

D-RATS Training Installation

D-RATS Installation

Three different installations

1. Windows 10 for D-RATS 0.3.9 (current)
2. Linux for D-RATS 0.3.9 and
3. Windows for D-Rats April 2014

D-RATS Training Installation

D-RATS 0.3.9 Installation

- First step – to install the new D-RATS 0.3.9 (current)
- Go to:
<https://groups.io/g/d-rats/files/D-RATS%20Program%20Files>
- Select D-Rats-0.3.9_WindowsXP.zip (Windows 10 compatible)
- Copy to new folder in Documents,
My Documents/D-Rats-0.3.9_WindowsXP

New Folder

Upload File

Upload Folder

Name ▲

D-Rats-0.3.9.tar.gz

D-Rats-0.3.9_WindowsXP.zip

d-rats-daily-02232012.app.zip

D-RATS for MAC 23 FEB 2012

d-rats-daily-02232012-installer.exe

D-RATS for Windows 23 FEB 2012

d-rats-daily-02232012.tar.gz


D-RATS for Linux 23 FEB 2012 This is only an update. Install from the repository first.

d-rats-daily-04172014-installer.zip

D-RATS for Windows 17 APR 2014

KK7DS_Python_Runtime_R10.pkg

Required for MAC OSX




D-RATS Training Installation

D-RATS 0.3.9 Installation (continued)

- Uncompress it and see a new subfolder D-Rats-0.3.9
- In subfolder will be the d-rats application
- Right click d-rats application, make short cut
- Move short cut onto Desktop

Note: Doesn't use a Windows installer

☐	Name	Date modified	Type	Size
	forms	6/14/2020 8:30 AM	File folder	
	images	6/14/2020 8:30 AM	File folder	
	lib	6/14/2020 8:30 AM	File folder	
	libexec	6/14/2020 8:30 AM	File folder	
	locale	6/14/2020 8:30 AM	File folder	
	share	6/14/2020 8:30 AM	File folder	
	tcl	6/14/2020 8:31 AM	File folder	
	ui	6/14/2020 8:31 AM	File folder	
	_ctypes.pyd	6/14/2020 8:30 AM	PYD File	86 KB
	_hashlib.pyd	6/14/2020 8:30 AM	PYD File	757 KB
	_socket.pyd	6/14/2020 8:30 AM	PYD File	45 KB
	_ssl.pyd	6/14/2020 8:30 AM	PYD File	1,173 KB
	_tkinter.pyd	6/14/2020 8:30 AM	PYD File	36 KB
	_win32sysloader.pyd	6/14/2020 8:30 AM	PYD File	8 KB
	atk.pyd	6/14/2020 8:30 AM	PYD File	204 KB
	bz2.pyd	6/14/2020 8:30 AM	PYD File	67 KB
	cairo._cairo.pyd	6/14/2020 8:30 AM	PYD File	68 KB
	d-rats		Application	51 KB
	d-rats_repeater	6/14/2020 8:30 AM	Application	68 KB
	freetype6.dll	6/14/2020 8:30 AM	Application exten...	526 KB
	gio._gio.pyd	6/14/2020 8:30 AM	PYD File	257 KB
	glib._glib.pyd	6/14/2020 8:30 AM	PYD File	57 KB
	gobject._gobject.pyd	6/14/2020 8:30 AM	PYD File	111 KB



D-RATS Training Installation

D-RATS Linux Installation

Although not covered in this tutorial, a Linux version can be downloaded from:

<https://groups.io/g/d-rats/files/D-RATS%20Program%20Files>

And select: D-Rats-0.3.9.tar.gz

New Folder

Upload File

Upload Folder

Name ▲

D-Rats-0.3.9.tar.gz



D-Rats-0.3.9_WindowsXP.zip



d-rats-daily-02232012.app.zip



D-RATS for MAC 23 FEB 2012

d-rats-daily-02232012-installer.exe



D-RATS for Windows 23 FEB 2012

d-rats-daily-02232012.tar.gz



D-RATS for Linux 23 FEB 2012 This is only an update. Install from the repository first.

d-rats-daily-04172014-installer.zip



D-RATS for Windows 17 APR 2014

KK7DS_Python_Runtime_R10.pkg



Required for MAC OSX

D-RATS Training Installation & Configuration

D-RATS Installation

If D-RATS 0.3.9 doesn't install

Go to:

<https://groups.io/g/d-rats/files/D-RATS%20Program%20Files>

- Select [d-rats-daily-04172014-installer.zip](#) to download
- Double click
- This uses Windows installer

Most features in daily-04172014 are also in 0.3.9 but 0.3.9 is installed in all SFARÉS Central Sites

New Folder

Upload File

Upload Folder

Name ▲

D-Rats-0.3.9.tar.gz

D-Rats-0.3.9_WindowsXP.zip

d-rats-daily-02232012.app.zip

D-RATS for MAC 23 FEB 2012

d-rats-daily-02232012-installer.exe

D-RATS for Windows 23 FEB 2012

d-rats-daily-02232012.tar.gz

D-RATS for Linux 23 FEB 2012 This is only an update. Install from the repository first.

d-rats-daily-04172014-installer.zip

D-RATS for Windows 17 APR 2014

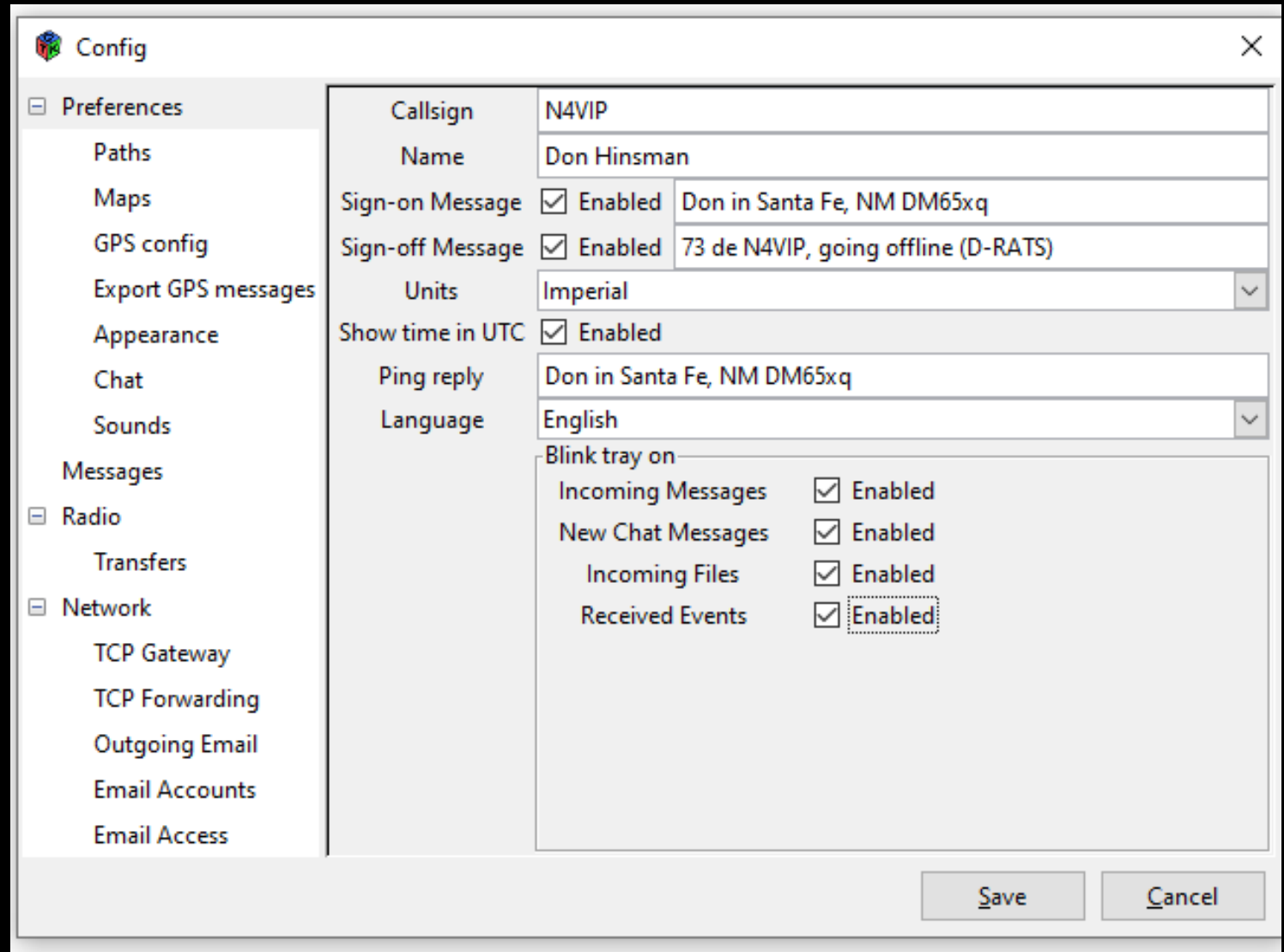
KK7DS_Python_Runtime_R10.pkg

Required for MAC OSX



D-RATS Training Configuration

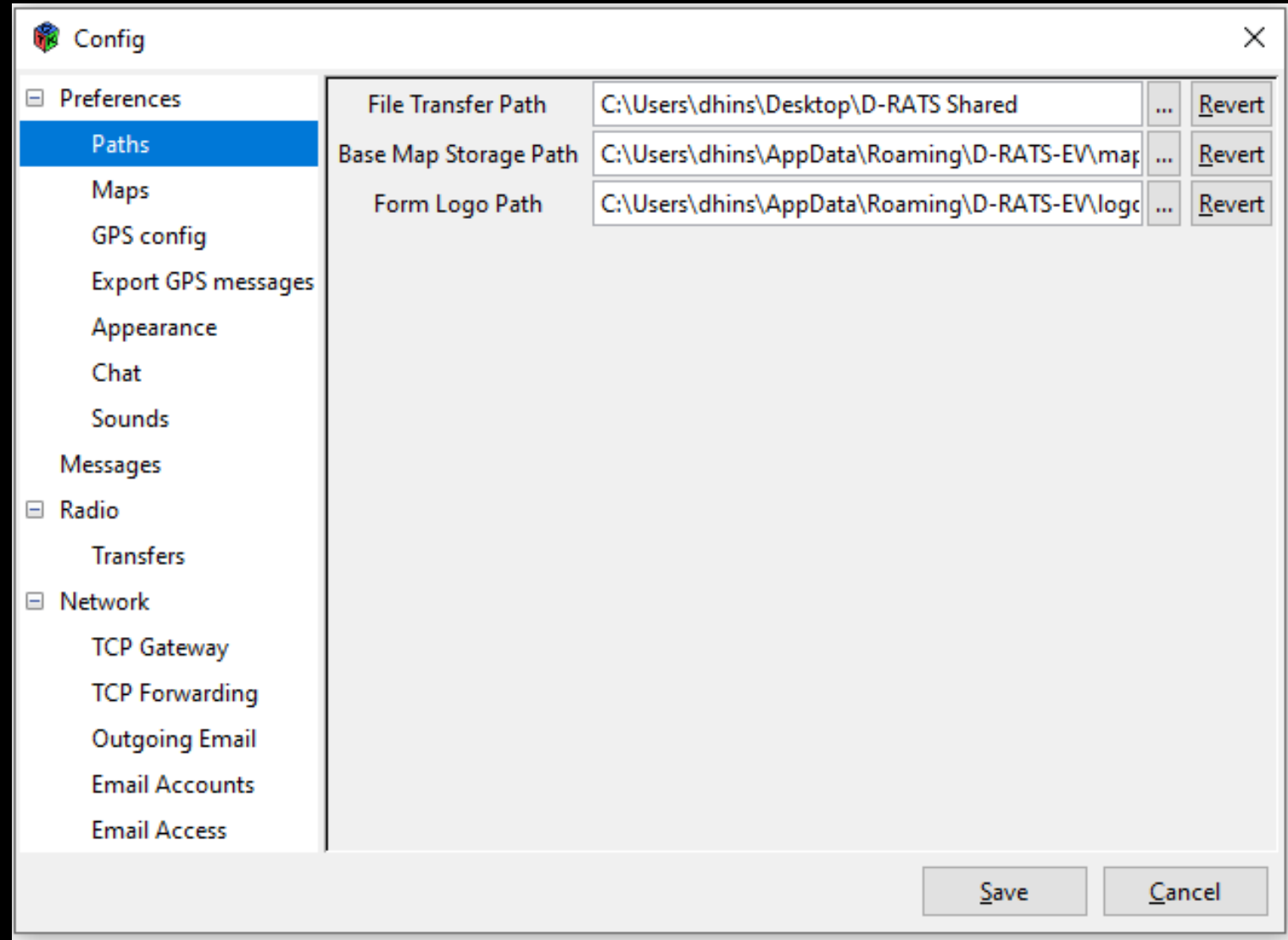
Preferences (Alt+P)
in the order they
appear top to bottom



D-RATS Training Configuration

Paths

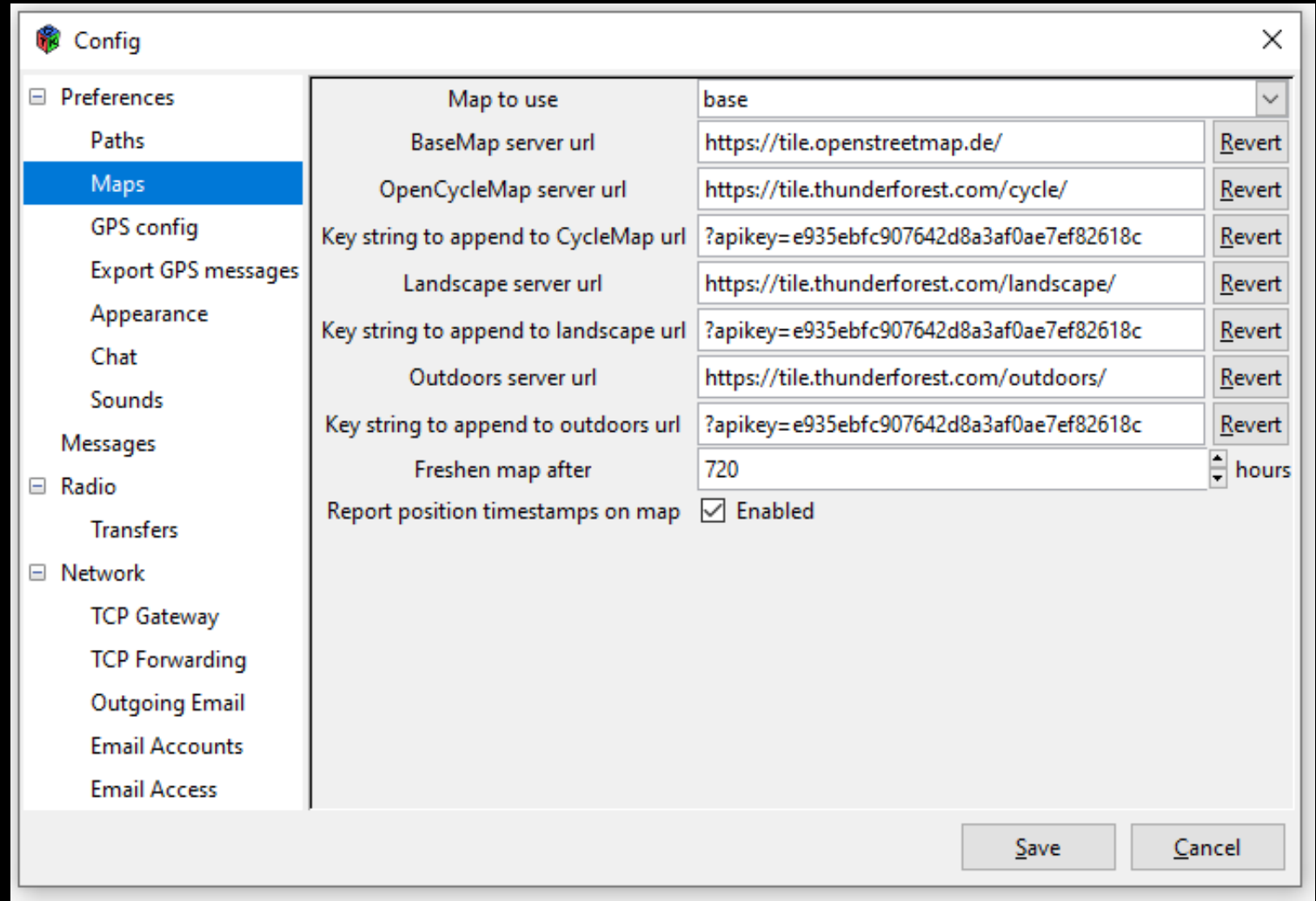
Note: The File Transfer Path shows the folder on your Desktop where you can send and receive files from other D-Rats users and Ratreflectors using “Files” tab in D-Rats. These 3 folders must be defined!



D-RATS Training Configuration

Maps

Note: The Maps function in the updated D-Rats is totally new. It is possible to have different map displays (base, cycle, landscape or outdoors). The Key string for each instance of D-Rats is different. For those D-Rats at Central Sites, the Key string has already been entered. At least initially, all users should select the “base” map to use.



The screenshot shows the 'Config' window with the 'Maps' section selected in the left sidebar. The main area displays the following configuration options:

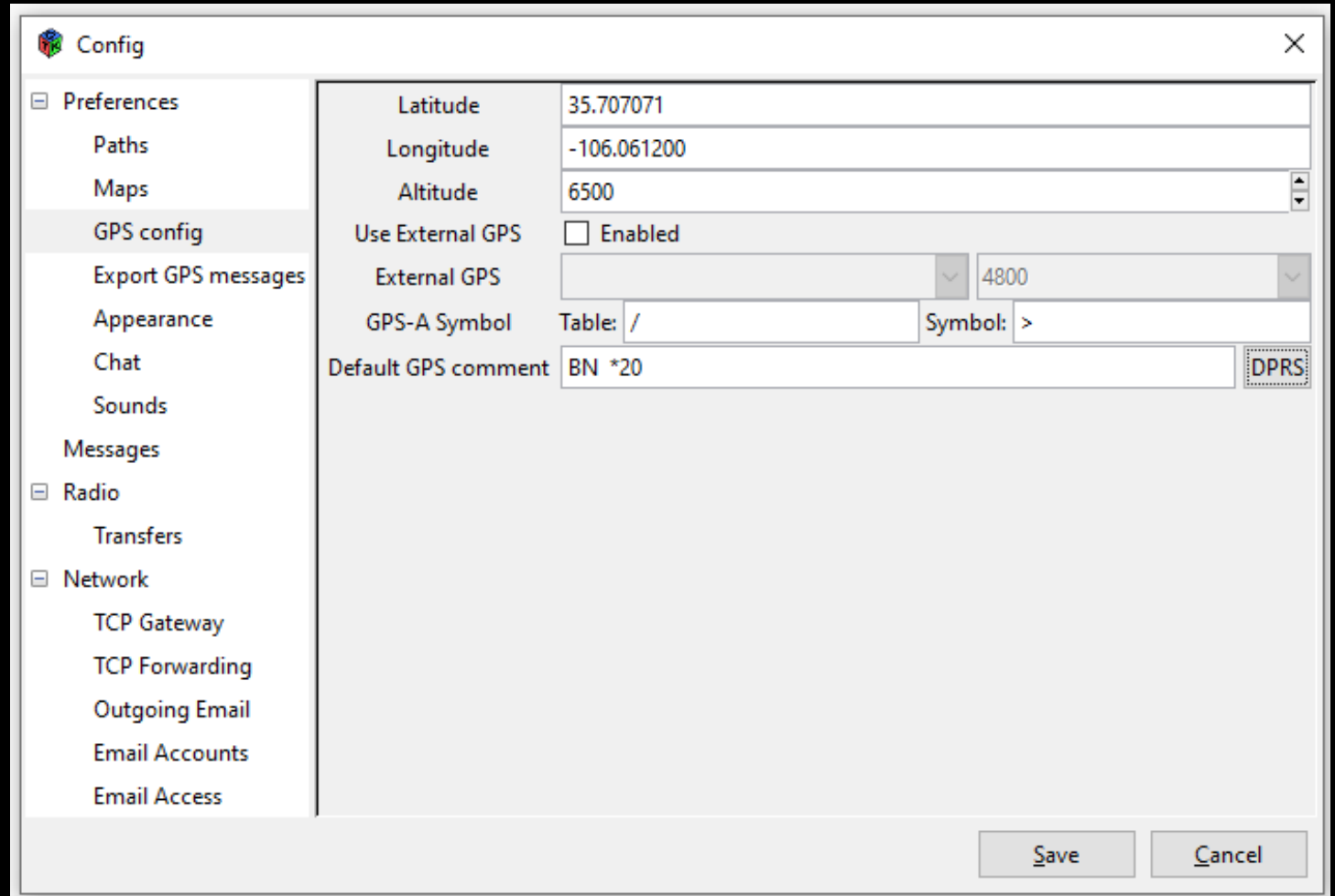
Setting	Value	Action
Map to use	base	
BaseMap server url	https://tile.openstreetmap.de/	Revert
OpenCycleMap server url	https://tile.thunderforest.com/cycle/	Revert
Key string to append to CycleMap url	?apikey=e935ebfc907642d8a3af0ae7ef82618c	Revert
Landscape server url	https://tile.thunderforest.com/landscape/	Revert
Key string to append to landscape url	?apikey=e935ebfc907642d8a3af0ae7ef82618c	Revert
Outdoors server url	https://tile.thunderforest.com/outdoors/	Revert
Key string to append to outdoors url	?apikey=e935ebfc907642d8a3af0ae7ef82618c	Revert
Freshen map after	720	hours
Report position timestamps on map	<input checked="" type="checkbox"/> Enabled	

Buttons: Save, Cancel

D-RATS Training Configuration

GPS config

You need to input the lat/lon of your QTH



The screenshot shows the 'Config' window with the 'GPS config' section selected in the left-hand menu. The main area contains the following fields and controls:

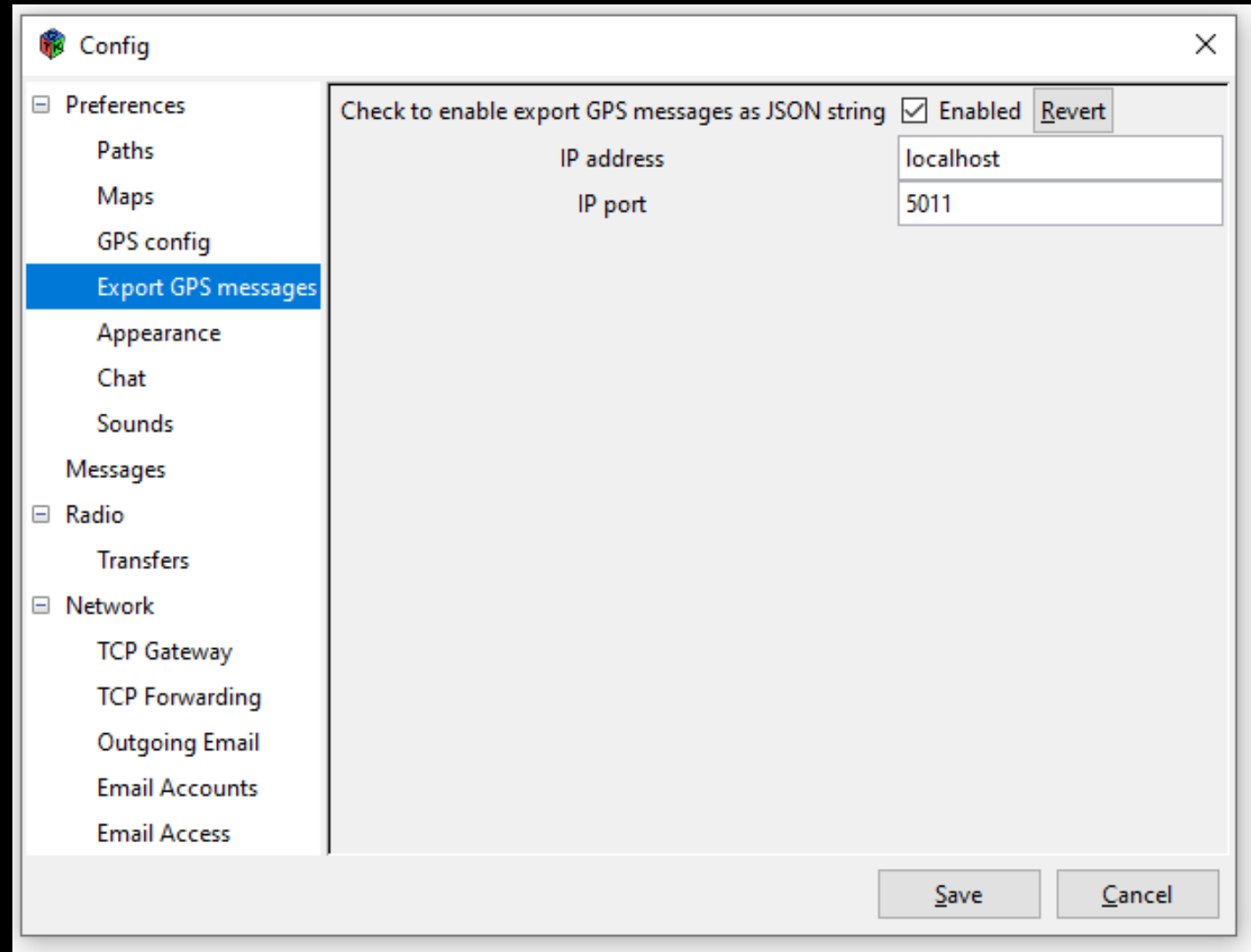
Latitude	35.707071
Longitude	-106.061200
Altitude	6500
Use External GPS	<input type="checkbox"/> Enabled
External GPS	[Dropdown] 4800 [Dropdown]
GPS-A Symbol	Table: / Symbol: >
Default GPS comment	BN *20 DPRS

At the bottom right of the window are 'Save' and 'Cancel' buttons.

D-RATS Training Configuration

Export GPS messages

SFARES may use this capability in the future

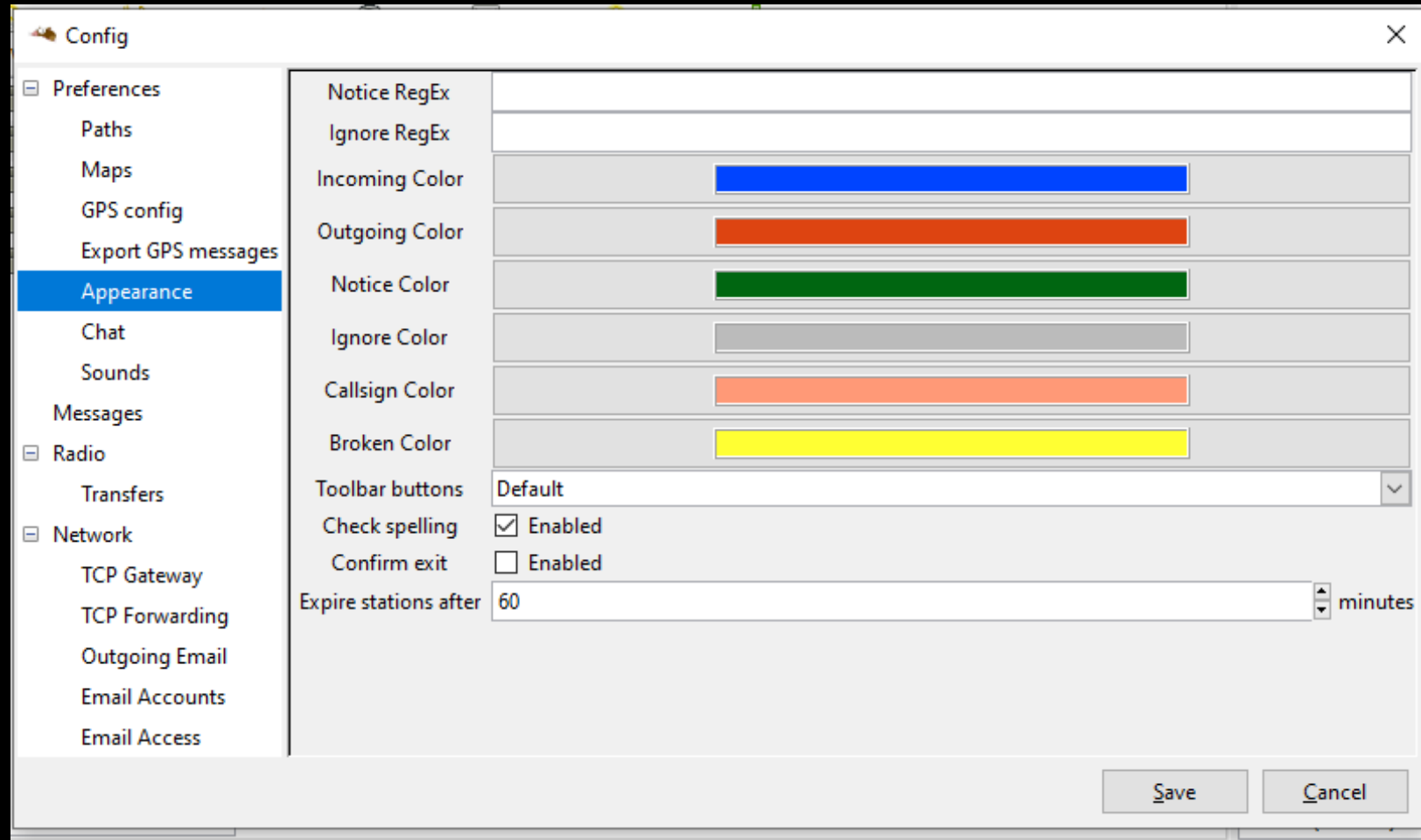


D-RATS Training Configuration

Appearance

Note: Check spelling only if ASPELL has been installed

ASPELL will be installed at a later time. It is installed on my D-RATS and is the reason why it is checked.



D-RATS Training Configuration

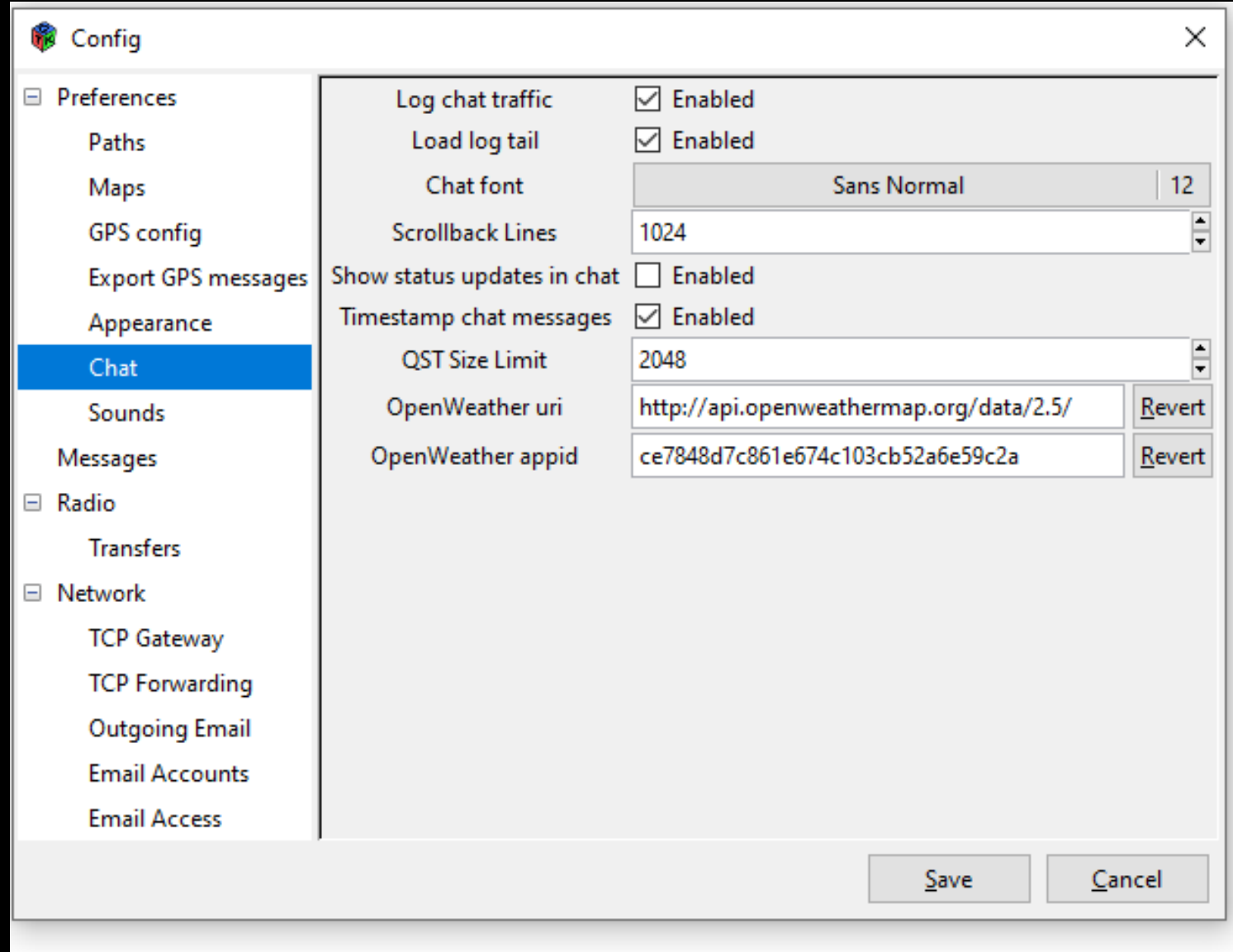
Spell checker

- D-Rats can spell check if a separate program (ASPELL) is installed on your computer
- Spell checking isn't required but if installed, it will check your email drafts
- If not required, don't check Spelling enabled in the Appearance preference
- If desired, download <Aspell-0-50-3-3-Setup> from N4VIP's Dropbox
- Install into <C:\Program Files (x86)\Aspell> and check Spelling enabled

D-RATS Training Configuration

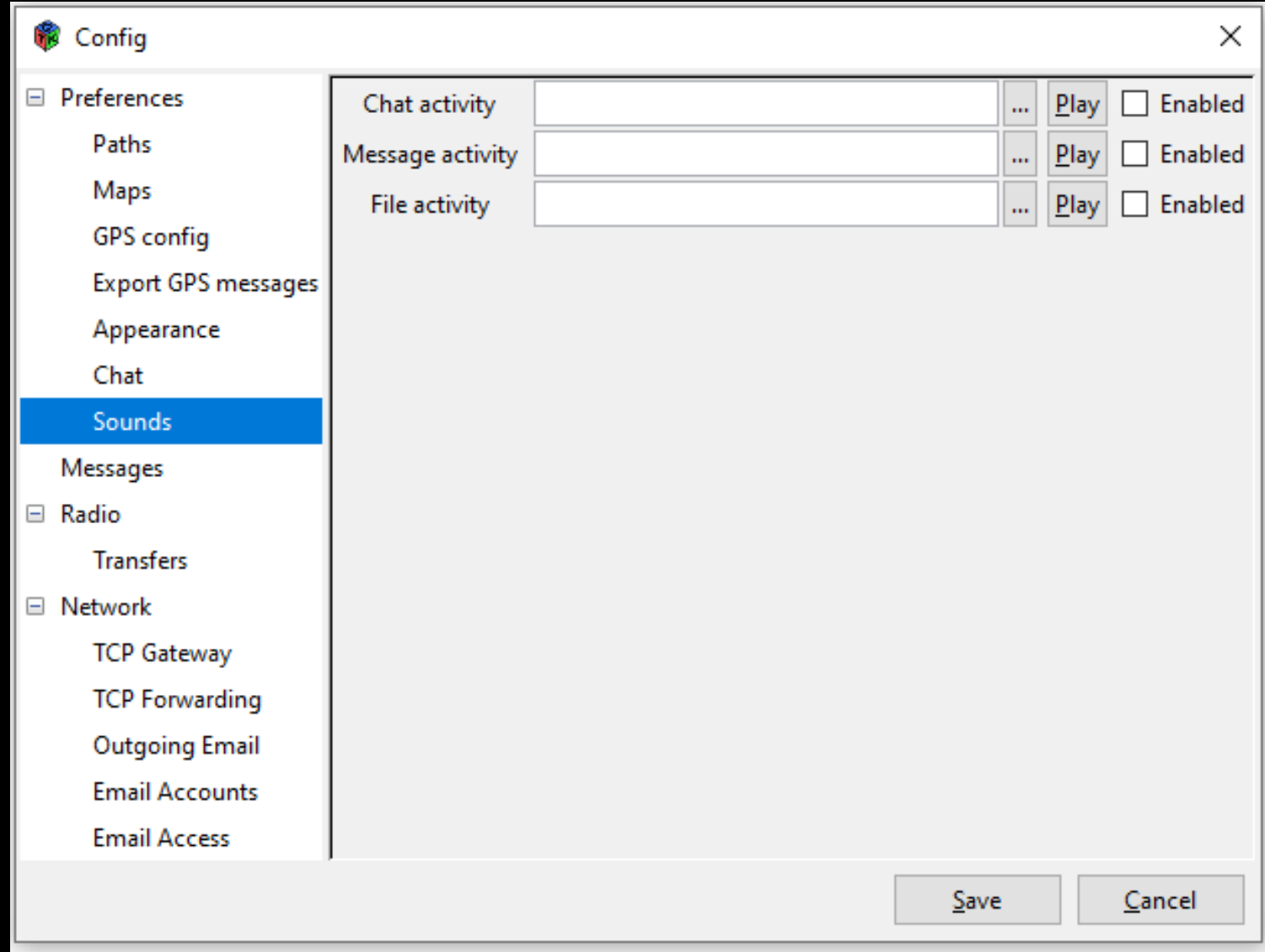
Chat

Note: A new capability has been added to QST to allow weather observations to be displayed for any city. Enter the OpenWeather appid as shown



D-RATS Training Configuration

Sounds



D-RATS Training Configuration

Messages

Note: D-Rats 0.3.9 now transmits your Password for your Winlink account (your Callsign identified in Preferences) when you send an email via Winlink 2000. Enter your Password here. When you send an email to Winlink.org in D-Rats add "WL2K:" (without the quotes) at the beginning of the address email, for example WL2K:dhinsman@gmail.com

The screenshot shows the 'Config' window with the 'Messages' section selected in the left sidebar. The main area contains the following settings:

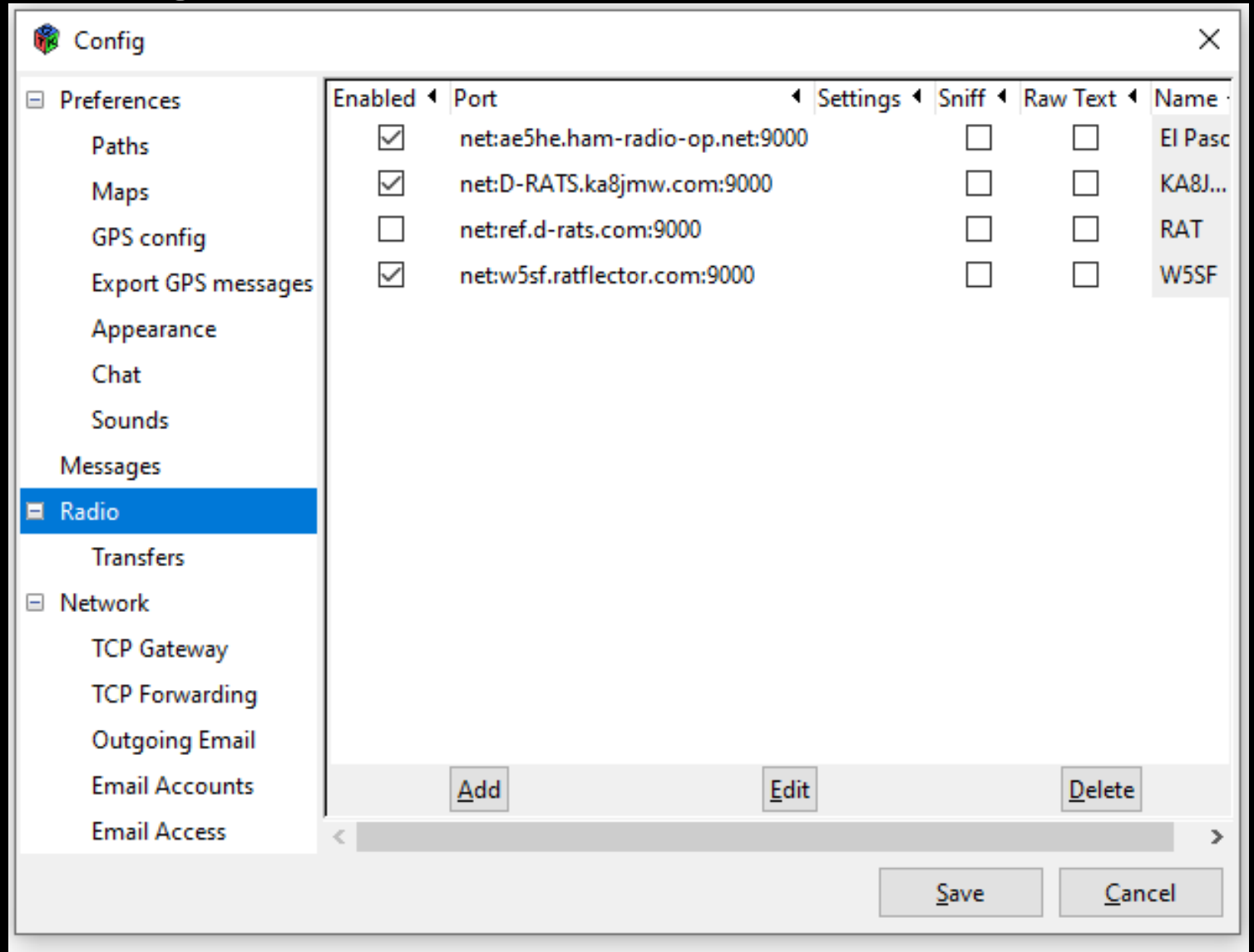
- Automatically forward messages: Enabled
- Queue flush interval: 30 seconds
- Station TTL: 600 seconds
- Include original in reply: Enabled
- Allow POP3 Gateway: Enabled
- Allow WL2K Gateway: Enabled
- WL2K Connection: Network
- WL2K Network Server: server.winl, Port: 8772, Password: [masked]
- WL2K RMS Station: [empty] on port [empty]
- My Winlink SSID: [empty]
- POP3 Server: Enabled on port 9110
- SMTP Server: Enabled on port 9025

Buttons at the bottom: Save, Cancel

D-RATS Training Configuration

Radio

It is strongly suggested you add the three Ports listed. You only need to Enable the W5SF Port but the ka8jmw Port is also very useful. The RAT Port is a national Port and there is normally many users and a lot of “Chat” traffic.



D-RATS Training Configuration

Radio Transfers

The screenshot shows the 'Config' window with the 'Radio Transfers' section selected. The configuration parameters are as follows:

Parameter	Value	Control
Block size	512	Spinner with Revert button
Pipeline blocks	4	Spinner with Revert button
Remote file transfers	<input checked="" type="checkbox"/> Enabled	Checkbox
Warmup Length	8	Spinner with Revert button
Warmup timeout	3	Spinner with Revert button
Force transmission delay	-2	Spinner with Revert button
Allow file deletes from		Text input field
Remote admin password		Text input field

At the bottom of the window, there are 'Save' and 'Cancel' buttons.

D-RATS Training Configuration

Radio Transfers

The screenshot shows the 'Config' window with the 'Radio Transfers' section selected. The configuration parameters are as follows:

Parameter	Value	Control
Block size	512	Spinner with Revert button
Pipeline blocks	4	Spinner with Revert button
Remote file transfers	<input checked="" type="checkbox"/> Enabled	Checkbox
Warmup Length	8	Spinner with Revert button
Warmup timeout	3	Spinner with Revert button
Force transmission delay	-2	Spinner with Revert button
Allow file deletes from		Text input field
Remote admin password		Text input field

At the bottom of the window, there are 'Save' and 'Cancel' buttons.

D-RATS Training Installation

REVIEW

D-RATS

Why D-RATS?

Download sites

Installation

Windows 10 0.3.9, Linux, or Apr 2014

Configuration



End
D-RATS Training - Installation & Configuration