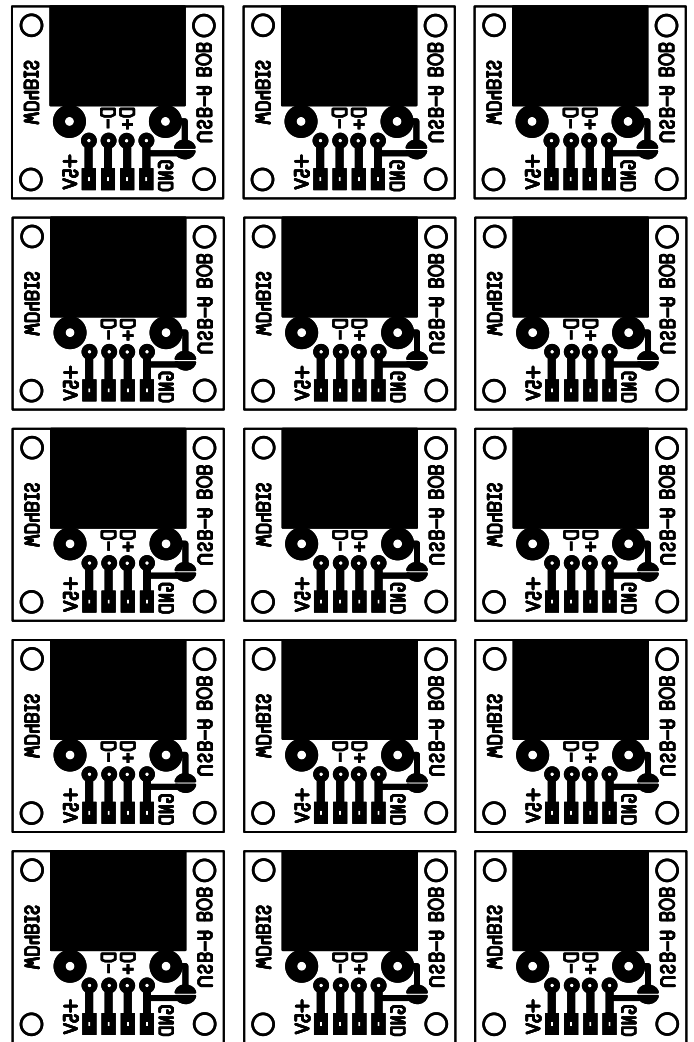
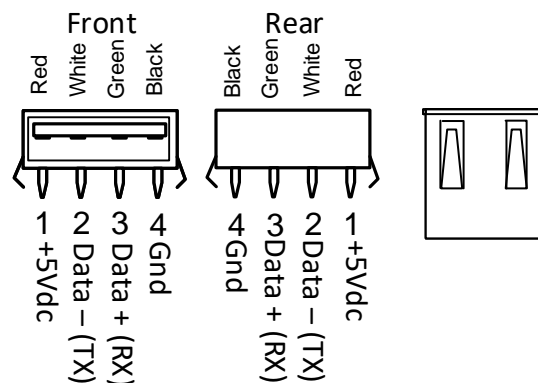
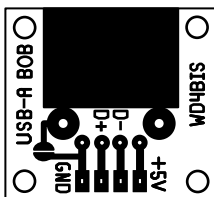


Mirror Image



Mirror Image



Date:	Revision/Addition/ Note	By:
Apr. 12, 2019	Initial Drawing.	GSC
Apr. 12, 2019	BOB for USB A female connector	GSC
Apr. 12, 2019	Only needed one of these and very easy to make on perf board.	GSC
Apr. 12, 2019	Drew one up for later use. Artwork never proven out.	
Apr. 12, 2019	Added option solder jumper pad of tying the shell to the ground pin.	GSC
Apr. 12, 2019	Mount the USB Connector to the board with a small square of doubled sided foam tape.	GSC

Drawn By: Gerald Crenshaw WD4BIS	Date: Apr.12, 2019
Designed By: Gerald Crenshaw WD4BIS	Date: Apr.12, 2019
Checked By: Janet Crenshaw WB9ZPH	Date: Apr.12, 2019

From the bench of: Amateur Radio Station WD4BIS	Page 1 of 1
Title: USB A Female Break Out Board (BOB)	Scale: 1:1

GND D+ D- Drawn Text +13V +5V
 ABCDEFGHIJKLMNOPQRSTUVWXYZ
 00112233445566778899 /+-.IN OUT WD4BIS

Print
 Check
 .5"x.5"